

MODEL 84


1/4" Square

Multiturn

Surface Mount

Cermet Trimming

Potentiometer



1

ELECTRICAL

Standard Resistance Range, Ohms	10 to 1Meg
Standard Resistance Tolerance	±10%
Input Voltage, Maximum	200 Vdc or rms not to exceed power rating
Slider Current, Maximum	100mA or within rated power, whichever is less
Power Rating, Watts	0.25 at 85°C derating to 0 at 150°C
End Resistance, Maximum	2 Ohms
Actual Electrical Travel, Turns, Nominal	12
Dielectric Strength	900 Vrms
Insulation Resistance, Minimum	1,000 Megohms
Resolution	Essentially infinite
Contact Resistance Variation, Maximum	1% or 1 Ohms, whichever is greater

ENVIRONMENTAL

Seal	85°C Fluorinert® (No Leaks)
Temperature Coefficient, Maximum	±100ppm/°C (<100 Ohms = ±250ppm/°C)
Operating Temperature Range	-65°C to +150°C
Thermal Shock	5 cycles, -65°C to +150°C (1% ΔRT, 1% ΔVR)
Moisture Resistance	Ten 24 hour cycles (1% ΔRT, IR 100 Megohms Min.)
Shock, 6ms Sawtooth	100G's (1% ΔRT, 1% ΔVR)
Vibration	20G's, 10 to 2,000 Hz (1% ΔRT, 1% ΔVR)
High Temperature Exposure	250 hours at 150°C (2% ΔRT, 2% ΔVR)
Rotational Life	200 cycles (3% ΔRT)
Load Life at 0.25 Watts	1,000 hours at 85°C (2% ΔRT)
Resistance to Solder Heat	260°C for 10 sec. (1% ΔRT)
Temperature Exposure, Maximum	215°C for 3 min. (1% ΔRT)

MECHANICAL

Mechanical Stops	Clutch action, both ends
Torque, Starting Maximum	3 oz.-in. (0.021 N-m)
Weight, Nominal	.014 oz. (.40 grams)

Fluorinert® is a registered trademark of 3M Company.
Specifications subject to change without notice.

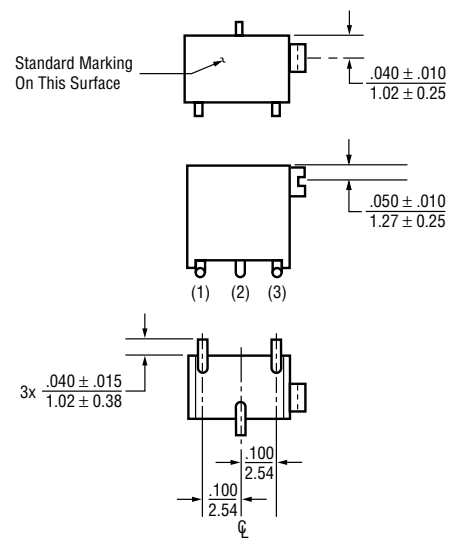
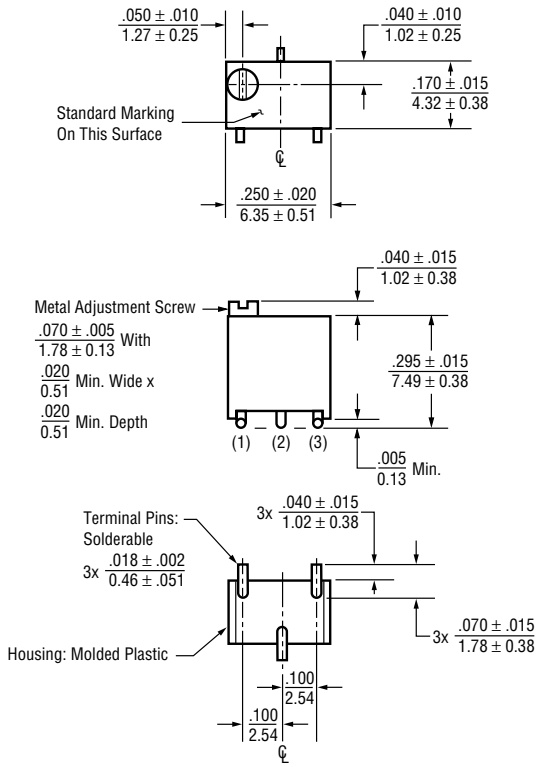


TOP ADJUSTMENT (Inch/mm)

SIDE ADJUSTMENT (Inch/mm)

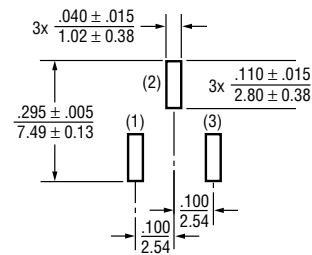
Model 84W

Model 84X



Note: Model 84W dimensions applicable to all models except as noted.

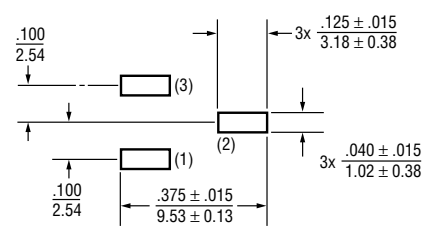
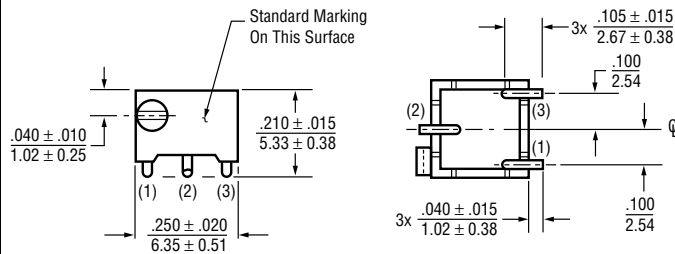
Recommended PCB Layout - Models 84W and 84X



SIDE ADJUSTMENT (Inch/mm)

Model 84P

Recommend PCB Layout - Model 84P



STANDARD RESISTANCE VALUES, OHMS

1

10	100	1K	10K	50K	250K
20	200	2K	20K	100K	500K
50	500	5K	25K	200K	1Meg

PACKAGING

Standard: Tubes

All units oriented with #1 pin to same side.

	Pin Style	=	P	W/X
Magazine	Width	=	0.47"(11.93mm)	0.37"(9.39mm)
	Height	=	0.32"(8.13mm)	0.47"(11.93mm)
	Length	=	14.5"(368mm)	14.5"(368mm) 16.5"(429mm)
	Capacity	=	50 Units	50 Units

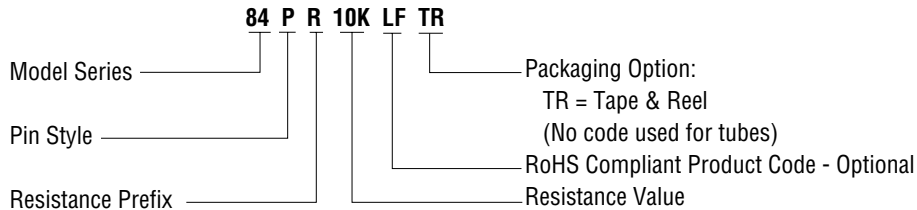
Option: Embossed Tape & Reel (84P & 84W only)

All units oriented with #1 pin to the right of the direction of feed.

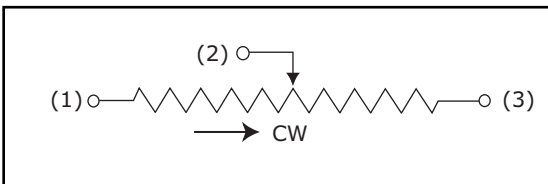
	Pin Style	=	P	W/X
Tape	Width	=	16 mm	24mm
	Sprocket	=	4 mm pitch	4mm pitch
	Capacity	=	500 Units	400 Units
Reel	Diameter	=	13" (330 mm)	13" (330mm)

ORDERING INFORMATION

Standard:



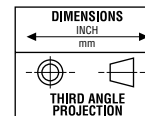
CIRCUIT DIAGRAM



NOTES

Metric equivalents, based on 1 inch = 25.4mm are rounded to the same number of significant figures as in the original English units and are provided for general information only.

Tolerances unless otherwise specified:
Linear = ± .01 inches (25mm)
Angular = ± 2 degrees



Mouser Electronics

Authorized Distributor

Click to View Pricing, Inventory, Delivery & Lifecycle Information:

BI Technologies:

[84WR20K](#) [84PR10](#) [84PR100KLFTR](#) [84PR100LFTR](#) [84PR10KLFTR](#) [84PR1KLFTR](#) [84PR200LFTR](#) [84PR20KLFTR](#)
[84PR500KLFTR](#) [84PR50KLFTR](#) [84WR100LF](#) [84WR100KLF](#) [84WR10KLF](#) [84WR1KLF](#) [84WR200LF](#)
[84WR200KLFTR](#) [84WR20KLF](#) [84WR25KLF](#) [84WR2KLF](#) [84WR2KLFTR](#) [84WR500LF](#) [84WR500KLFTR](#)
[84WR50KLF](#) [84WR50KLFTR](#) [84WR5KLF](#) [84WR5KLFTR](#) [84XR100LF](#) [84XR100KLF](#) [84XR100KLFTR](#)
[84XR100LFTR](#) [84XR10KLF](#) [84XR10KLFTR](#) [84XR1KLFTR](#) [84XR200LF](#) [84XR200KLF](#) [84XR200LFTR](#)
[84XR20KLFTR](#) [84XR250KLF](#) [84XR2KLF](#) [84XR2KLFTR](#) [84XR500LF](#) [84XR500KLF](#) [84XR500KLFTR](#) [84XR500LFTR](#)
[84XR50KLF](#) [84XR5KLF](#) [84XR5KLFTR](#) [84PR200LF](#) [84PR1MLF](#) [84PR50KLF](#) [84PR500KLF](#) [84PR100LF](#)
[84PR1KLF](#) [84PR25KLF](#) [84PR10LF](#) [84PR500LF](#) [84PR10KLF](#) [84PR100KLF](#) [84PR250KLF](#) [84PR5KLF](#) [84PR50LF](#)
[84PR200KLF](#) [84PR2KLF](#) [84PR2MLF](#) [84PR20LF](#) [84PR20KLF](#) [84WR1MLF](#)

TT electronics:

[84WR500KLF](#) [84PR1MEGLF](#) [84PR50LFTR](#) [84PR10LFTR](#) [84WR25KLFTR](#) [84XR20LFTR](#) [84PR500LFTR](#)
[84WR100KLFTR](#) [84XR1KLF](#) [84WR10KLFTR](#) [84XR1MEGLFTR](#) [84WR250KLF](#) [84XR1MEGLF](#) [84WR50LF](#)
[84PR200KLFTR](#) [84WR10LF](#) [84WR1MEGLFTR](#) [84WR200KLF](#) [84XR25KLF](#) [84WR20KLFTR](#) [84WR20LF](#)
[84XR50LFTR](#) [84PR1MEGLFTR](#) [84WR1KLFTR](#) [84XR20LF](#) [84WR250KLFTR](#) [84XR50LF](#) [84WR100LFTR](#)
[84PR20LFTR](#) [84WR500LFTR](#) [84XR10LF](#) [84WR2MEGLFTR](#) [84PR25KLFTR](#) [84XR25KLFTR](#) [84PR250KLFTR](#)
[84WR200LFTR](#) [84XR20KLF](#) [84PR2KLFTR](#) [84XR200KLFTR](#) [84WR20LFTR](#) [84PR5KLFTR](#) [84XR250KLFTR](#)
[84WR50LFTR](#) [84WR2MEGLF](#) [84WR10LFTR](#) [84XR50KLFTR](#) [84XR10LFTR](#)