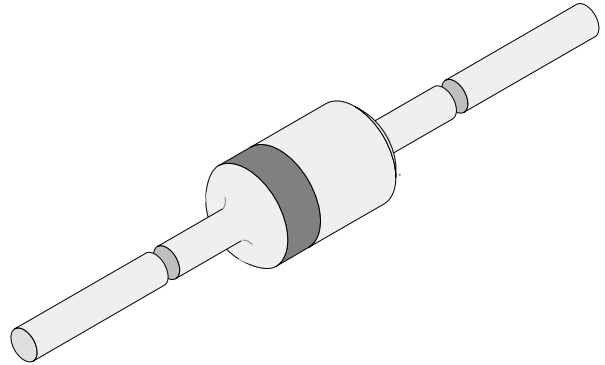


Silicon Epitaxial Planar Z-Diodes

Features

- Sharp edge in reverse characteristics
- Low reverse current
- Low noise
- Very high stability
- Available with tighter tolerances



Applications

Voltage stabilization

94 9369

Absolute Maximum Ratings

$T_j = 25^\circ\text{C}$

| Parameter | Test Conditions | Type | Symbol | Value | Unit |
|---------------------------|--------------------------------------|------|------------------|------------|------------------|
| Power dissipation | $l=4\text{mm}, T_L=25^\circ\text{C}$ | | P_V | 1.3 | W |
| Junction temperature | | | T_j | 175 | $^\circ\text{C}$ |
| Storage temperature range | | | T_{stg} | -65...+175 | $^\circ\text{C}$ |

Maximum Thermal Resistance

$T_j = 25^\circ\text{C}$

| Parameter | Test Conditions | Symbol | Value | Unit |
|------------------|-------------------------------------|-------------------|-------|------|
| Junction ambient | $l=4\text{mm}, T_L=\text{constant}$ | R_{thJA} | 110 | K/W |

Electrical Characteristics

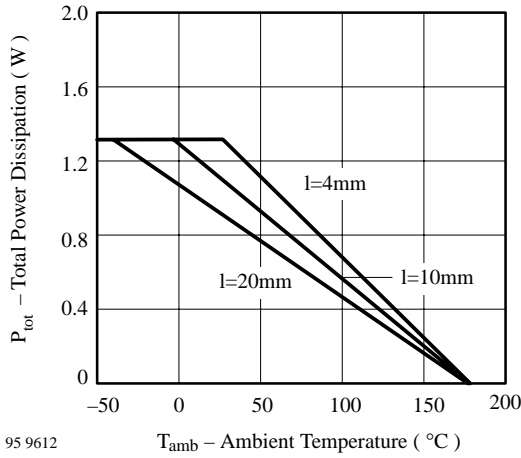
$T_j = 25^\circ\text{C}$

| Parameter | Test Conditions | Type | Symbol | Min | Typ | Max | Unit |
|-----------------|--------------------|------|--------|-----|-----|-----|------|
| Forward voltage | $I_F=200\text{mA}$ | | V_F | | | 1 | V |

| Type | V _{Znom} | I _{ZT} | for V _{ZT} and | r _{zIT} | r _{zik} at | I _{ZK} | I _R at | V _R | TK _{VZ} |
|-----------|-------------------|-----------------|-------------------------|------------------|---------------------|-----------------|-------------------|----------------|------------------|
| BZX85C... | V | mA | V ¹⁾ | Ω | Ω | mA | μA | V | %/K |
| 2V7 | 2.7 | 80 | 2.5 to 2.9 | < 20 | < 400 | 1 | < 150 | 1 | -0.08 to -0.05 |
| 3V0 | 3.0 | 80 | 2.8 to 3.2 | < 20 | < 400 | 1 | < 100 | 1 | -0.08 to -0.05 |
| 3V3 | 3.3 | 80 | 3.1 to 3.5 | < 20 | < 400 | 1 | < 40 | 1 | -0.08 to -0.05 |
| 3V6 | 3.6 | 60 | 3.4 to 3.8 | < 20 | < 500 | 1 | < 20 | 1 | -0.08 to -0.05 |
| 3V9 | 3.9 | 60 | 3.7 to 4.1 | < 15 | < 500 | 1 | < 10 | 1 | -0.07 to -0.02 |
| 4V3 | 4.3 | 50 | 4.0 to 4.6 | < 13 | < 500 | 1 | < 3 | 1 | -0.07 to -0.01 |
| 4V7 | 4.7 | 45 | 4.4 to 5.0 | < 13 | < 500 | 1 | < 3 | 1 | -0.03 to +0.04 |
| 5V1 | 5.1 | 45 | 4.8 to 5.4 | < 10 | < 500 | 1 | < 1 | 1.5 | -0.01 to +0.04 |
| 5V6 | 5.6 | 45 | 5.2 to 6.0 | < 7 | < 400 | 1 | < 1 | 2 | 0 to +0.045 |
| 6V2 | 6.2 | 35 | 5.8 to 6.6 | < 4 | < 300 | 1 | < 1 | 3 | +0.01 to +0.055 |
| 6V8 | 6.8 | 35 | 6.4 to 7.2 | < 3.5 | < 300 | 1 | < 1 | 4 | +0.015 to +0.06 |
| 7V5 | 7.5 | 35 | 7.0 to 7.9 | < 3 | < 200 | 0.5 | < 1 | 4.5 | +0.02 to +0.065 |
| 8V2 | 8.2 | 25 | 7.7 to 8.7 | < 5 | < 200 | 0.5 | < 1 | 6.2 | 0.03 to 0.07 |
| 9V1 | 9.1 | 25 | 8.5 to 9.6 | < 5 | < 200 | 0.5 | < 1 | 6.8 | 0.035 to 0.075 |
| 10 | 10 | 25 | 9.4 to 10.6 | < 7 | < 200 | 0.5 | < 0.5 | 7.5 | 0.04 to 0.08 |
| 11 | 11 | 20 | 10.4 to 11.6 | < 8 | < 300 | 0.5 | < 0.5 | 8.2 | 0.045 to 0.08 |
| 12 | 12 | 20 | 11.4 to 12.7 | < 9 | < 350 | 0.5 | < 0.5 | 9.1 | 0.045 to 0.085 |
| 13 | 13 | 20 | 12.4 to 14.1 | < 10 | < 400 | 0.5 | < 0.5 | 10 | 0.05 to 0.085 |
| 15 | 15 | 15 | 13.8 to 15.6 | < 15 | < 500 | 0.5 | < 0.5 | 11 | 0.055 to 0.09 |
| 16 | 16 | 15 | 15.3 to 17.1 | < 15 | < 500 | 0.5 | < 0.5 | 12 | 0.055 to 0.09 |
| 18 | 18 | 15 | 16.8 to 19.1 | < 20 | < 500 | 0.5 | < 0.5 | 13 | 0.06 to 0.09 |
| 20 | 20 | 10 | 18.8 to 21.2 | < 24 | < 600 | 0.5 | < 0.5 | 15 | 0.06 to 0.09 |
| 22 | 22 | 10 | 20.8 to 23.3 | < 25 | < 600 | 0.5 | < 0.5 | 16 | 0.06 to 0.095 |
| 24 | 24 | 10 | 22.8 to 25.6 | < 25 | < 600 | 0.5 | < 0.5 | 18 | 0.06 to 0.095 |
| 27 | 27 | 8 | 25.1 to 28.9 | < 30 | < 750 | 0.25 | < 0.5 | 20 | 0.06 to 0.095 |
| 30 | 30 | 8 | 28 to 32 | < 30 | < 1000 | 0.25 | < 0.5 | 22 | 0.06 to 0.095 |
| 33 | 33 | 8 | 31 to 35 | < 35 | < 1000 | 0.25 | < 0.5 | 24 | 0.06 to 0.095 |
| 36 | 36 | 8 | 34 to 38 | < 40 | < 1000 | 0.25 | < 0.5 | 27 | 0.06 to 0.095 |
| 39 | 39 | 6 | 37 to 41 | < 50 | < 1000 | 0.25 | < 0.5 | 30 | 0.06 to 0.095 |
| 43 | 43 | 6 | 40 to 46 | < 50 | < 1000 | 0.25 | < 0.5 | 33 | 0.06 to 0.095 |
| 47 | 47 | 4 | 44 to 50 | < 90 | < 1500 | 0.25 | < 0.5 | 36 | 0.06 to 0.095 |
| 51 | 51 | 4 | 48 to 54 | < 115 | < 1500 | 0.25 | < 0.5 | 39 | 0.06 to 0.095 |
| 56 | 56 | 4 | 52 to 60 | < 120 | < 2000 | 0.25 | < 0.5 | 43 | 0.06 to 0.095 |
| 62 | 62 | 4 | 58 to 66 | < 125 | < 2000 | 0.25 | < 0.5 | 47 | 0.06 to 0.095 |
| 68 | 68 | 4 | 64 to 72 | < 130 | < 2000 | 0.25 | < 0.5 | 51 | 0.06 to 0.095 |
| 75 | 75 | 4 | 70 to 79 | < 135 | < 2000 | 0.25 | < 0.5 | 56 | 0.06 to 0.095 |

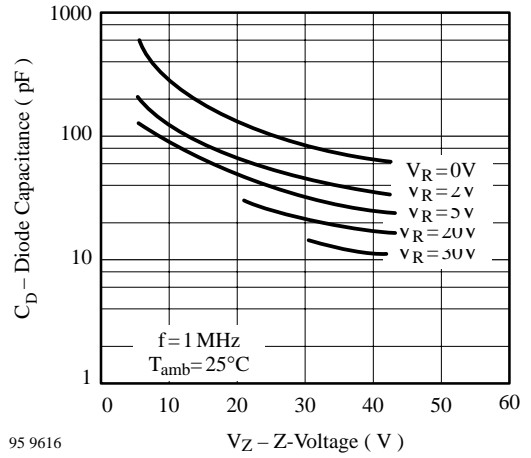
1) Tighter tolerances available on request:
 BZX85B... ± 2% of V_{Znom}

Characteristics ($T_j = 25^\circ\text{C}$ unless otherwise specified)



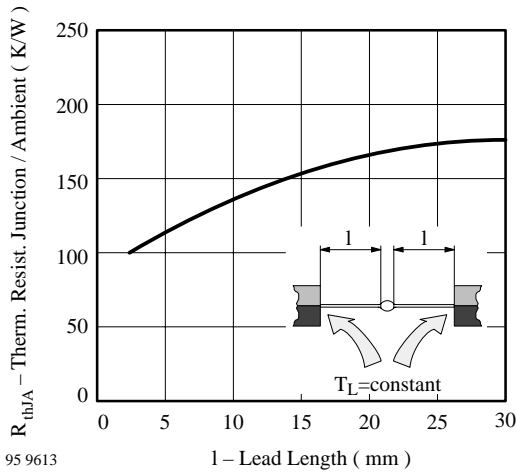
95 9612

Figure 1. Total Power Dissipation vs. Ambient Temperature



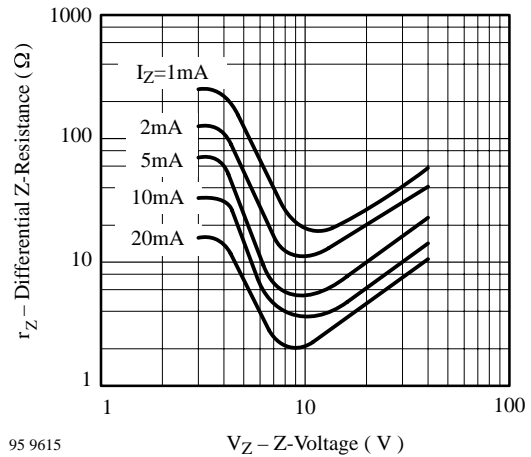
95 9616

Figure 3. Diode Capacitance vs. Z-Voltage



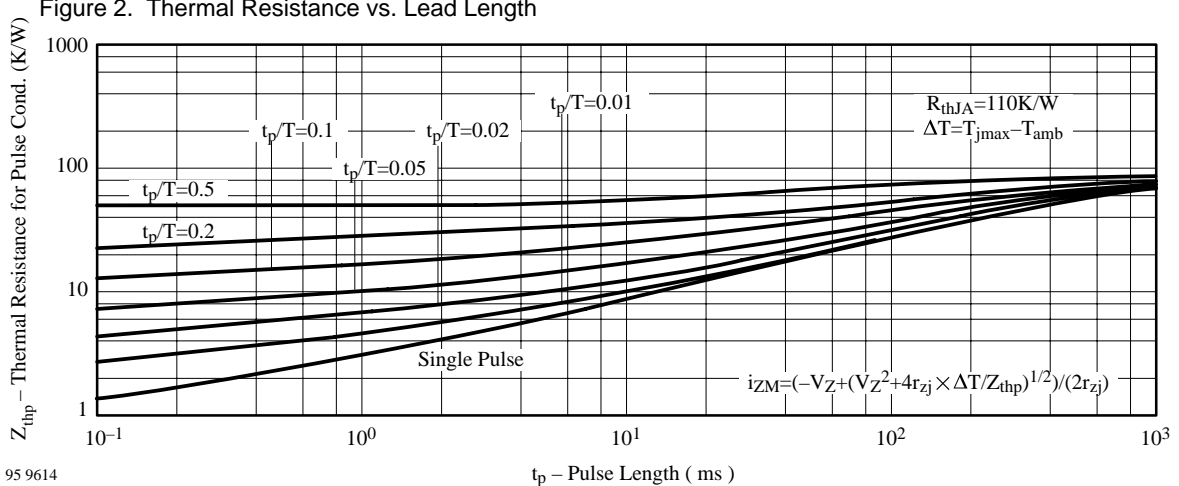
95 9613

Figure 2. Thermal Resistance vs. Lead Length



95 9615


Figure 4. Differential Z-Resistance vs. Z-Voltage



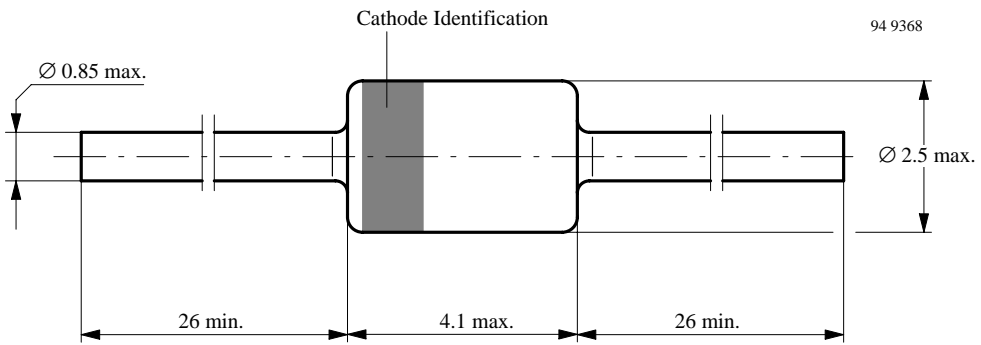
95 9614

Figure 5. Thermal Response

Dimensions in mm


technical drawings
according to DIN
specifications

Standard Glass Case
54 B 2 DIN 41880
JEDEC DO 41
Weight max. 0.3 g





Ozone Depleting Substances Policy Statement

It is the policy of **Vishay Semiconductor GmbH** to

1. Meet all present and future national and international statutory requirements.
2. Regularly and continuously improve the performance of our products, processes, distribution and operating systems with respect to their impact on the health and safety of our employees and the public, as well as their impact on the environment.

It is particular concern to control or eliminate releases of those substances into the atmosphere which are known as ozone depleting substances (ODSs).

The Montreal Protocol (1987) and its London Amendments (1990) intend to severely restrict the use of ODSs and forbid their use within the next ten years. Various national and international initiatives are pressing for an earlier ban on these substances.

Vishay Semiconductor GmbH has been able to use its policy of continuous improvements to eliminate the use of ODSs listed in the following documents.

1. Annex A, B and list of transitional substances of the Montreal Protocol and the London Amendments respectively
2. Class I and II ozone depleting substances in the Clean Air Act Amendments of 1990 by the Environmental Protection Agency (EPA) in the USA
3. Council Decision 88/540/EEC and 91/690/EEC Annex A, B and C (transitional substances) respectively.

Vishay Semiconductor GmbH can certify that our semiconductors are not manufactured with ozone depleting substances and do not contain such substances.

We reserve the right to make changes to improve technical design and may do so without further notice.

Parameters can vary in different applications. All operating parameters must be validated for each customer application by the customer. Should the buyer use Vishay-Telefunken products for any unintended or unauthorized application, the buyer shall indemnify Vishay-Telefunken against all claims, costs, damages, and expenses, arising out of, directly or indirectly, any claim of personal damage, injury or death associated with such unintended or unauthorized use.

Vishay Semiconductor GmbH, P.O.B. 3535, D-74025 Heilbronn, Germany
Telephone: 49 (0)7131 67 2831, Fax number: 49 (0)7131 67 2423

This datasheet has been downloaded from:

www.DatasheetCatalog.com

Datasheets for electronic components.