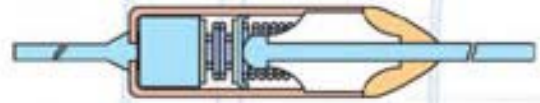


Thermal Cutoff Temperature Ratings & Approval

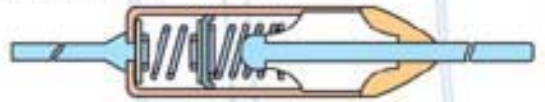
PART NO.	UL/cUL	VDE	CCC	PSE	T _r (°C)	T _H (°C)
DF50S	—	—	—	○	50	30
DF57S	—	—	—	○	57	37
DF66S	○	○	○	○	66	42
DF72S	○	○	○	○	72	50
DF77S	○	○	○	○	77	55
DF84S	○	○	○	○	84	60
DF91S	○	○	○	○	91	67
DF98S	○	○	○	○	98	76
DF100S	○	○	○	○	100	78
DF104S	○	○	○	○	104	80
DF110S	○	○	○	○	110	86
DF115S	—	—	—	○	115	95
DF119S	○	○	○	○	119	95
DF121S	—	—	—	○	121	95
DF128S	○	○	○	○	128	106
DF133S	—	—	—	○	133	117
DF139S	○	—	—	○	139	117
DF141S	○	○	○	○	141	117
DF144S	○	○	○	○	144	120
DF152S	○	○	○	○	152	128
DF167S	○	○	○	○	167	142
DF169S	—	—	—	○	169	145
DF170S	○	○	○	○	170	146
DF179S	—	—	—	○	179	155
DF184S	○	○	○	○	184	160
DF192S	○	○	○	○	192	162
DF198S	—	—	—	○	198	162
DF205S	—	—	—	○	205	181
DF216S	—	○	○	○	216	191
DF222S	—	—	—	○	222	195
DF228S	○	○	○	○	228	193
DF240S	○	○	○	○	240	200
DF260S	—	—	—	—	260	220
DF280S	—	—	—	—	280	230

○: Approved —: On applying TOLERANCE (+0°C, -5°C)

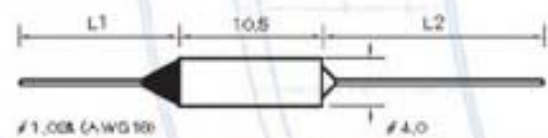
Before fusing off



After fusing off



Dimensions - mm



Type	L1	L2
S	25.4	35.0
S-L	35.0	35.0
Option	Custom made	Custom made

Rated Voltage and Current Max	
EK	250V/15A
UL/cUL	125V/15A
	250V/10A
	250V/16A
VDE	250V/15A
PSE	125V/15A
	250V/15A
CCC	250V/15A

File No. EK: HH05009-2001A-2019A

UL/cUL: E117626

VDE: 115369, 116219

PSE: JET2926-32001-1001-1009

CCC: 2003010205079617

DYE TCO is complying with the environmental regulation for hazardous substances.

Determining the proper series

Refer to the diagram on the right side when determining the correct temperature setting.

- T_P : The highest temperature of the product to which a cutoff is to be attached
- T_H : The safe temperature range for use of the cutoff.
- T_S : 24°C (T_P-T_H) (Apply 35°C for T_S value when T_P is higher than 170°C.)
- T_O : The heating temperature caused by electrical load
(Please refer temperature / current correlation curve)
- +α : 1. Self heating of lead wire
2. Structure of ventilation or airtightness
3. Location of connecting terminal
4. Thickness of insulated covering material
5. Best condition value considering electric voltage changes

T_P + T_S + T_O + α = Applicable temperature

TEMPERATURE / CURRENT CORRELATION CURVE

