

KW10型微动开关系列 Micro switch series

◆ 动作灵敏的超小型开关 Action sensitive subminiature switch

□ 超小型，大电流。具有微小触点间隙，快速动作、高灵敏和微小动作行程特点。

Mini-type, big current. Characteristic: small contact gap, quick action, high sensitivity and small operating travel

□ 长寿命

Long life


□ 多种接线端子

A variety of contact terminals

□ 多种形式动臂: A variety of levers

□ 适用于家用电器、音视频设备、计算机、办公自动化设备及通讯设备等。

Widely used in home appliance, audio video video device, computer, office automation equipment, communication equipment, etc.



◆ 技术特性 Specifications

项目 Item		特性值 Value
工作速度 Operating speed		1mm~500m/s(与驱动方式有关) (Related with actuator forms)
工作频率 Operating frequency		机械60次/min Mechanical 60 cycles/min; 电气25次/min Electrical 25 cycles/min;
绝缘电阻 Insulation resistance		≥100MΩ (500VDC)
接触电阻 Contact resistance		动作力>0.75N: ≤30MΩ (见注) 动作力≤0.75N: ≤50MΩ (见注) 0F>0.75N: ≤30MΩ (see note) 0F≤0.75N: ≤50MΩ (see note) KW10-D、E、F型: ≤100MΩ(见注)
耐电压 Test voltage	同极不相接端子间 Between terminals of the same polarity	AC600V, 50/60Hz, 1min
	带电子金属零件与地(外壳)、 接线端与不带电金属件之间 Between current-carrying metal parts and ground(case), and between each terminal and non-current-carrying metal parts.	AC1000V, 50/60Hz, 1min
抗振动 Vibration resistance		10~55Hz, 1.5mm双振幅 Double amplitude
抗冲击 Shock resistance		故障: 300m/s ² (约30G) max Malfunction: 300m/s ² (approx. 30G) max
寿命 Life		机械≥1,000,000次; Mechanical ≥1,000,000 cycles 电气≥10,000次; Electrical ≥10,000 cycles

注: 指无动臂时按钮上的动作力, Note: Refers to the operating force of no lever



◆ 型号规格命名及含义 Model number legend and meanings

KW10- □□□□□-(□)
1 2 3 4 5 6

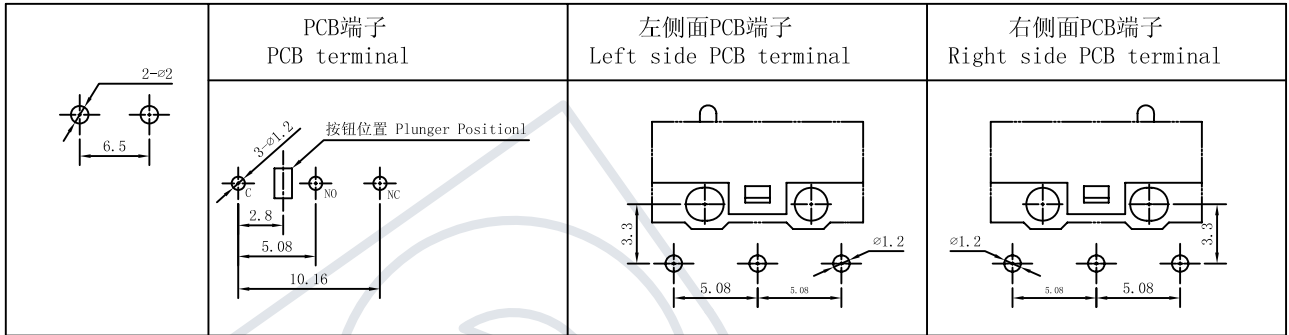
<p>1 额定值 Ratings</p>	<p>无标记(NO MARK):1A 125VAC C:3(0.5)A250VAC D:2A 125VAC</p>	<p>4 端子类型 Terminal type</p>	<p>F:焊接端子 Solder terminal G:长焊接端子 Long Solder terminal P:PCB端子 PCB terminal L:左侧面PCB端子 Left side PCB terminal R:右侧面PCB端子 Right side PCB terminal S:自固定PCB端子 Self-clinching PCB terminal Y:非标准端子 Not standard terminal</p>
<p>2 接触形式 Circuit</p>	<p>Z:转换式 SPDT T:常开(接通)式 SPST-NO D:常开(按断)式 SPST-NC</p>	<p>5 动作(max) Operating force</p>	<p>045:0.45N 075:0.75N 100:1.0N 150:1.5N 注:若是非标准动作力,用此动作力上限值表示。 Note:if it is not standard operating force,indicate with the upper limit.</p>
<p>3 驱动形式 Actuator forms</p>	<p>0:无动臂 No lever 1:短动臂 Short lever 2:长动臂 Long lever 3:弧形动臂 Arc lever 4:滚轮臂 Roller lever 7:中动臂 Middle lever □非标准动臂 Not standard lever 注:□表示非标准动臂的代号。 Note: Indicate not standard lever</p>	<p>6 附加规格编号适用于: Additional spec numbers, Apply to</p>	<p>1)当开关使用了非标准零件如非标准端子等时: When used not standard parts such as not standard terminal 2)当顾客有特殊动作特性值或其它要求时: When customer has particular operating value or other require ments 附加规格编号用阿拉伯数字表示,在没有附加规格编号时,该位置空缺。 Additional specs number shows by Arabic numerals.If there is no additional numbers,the place is vacant</p>

◆ 接线端子尺寸 Terminal dimensions

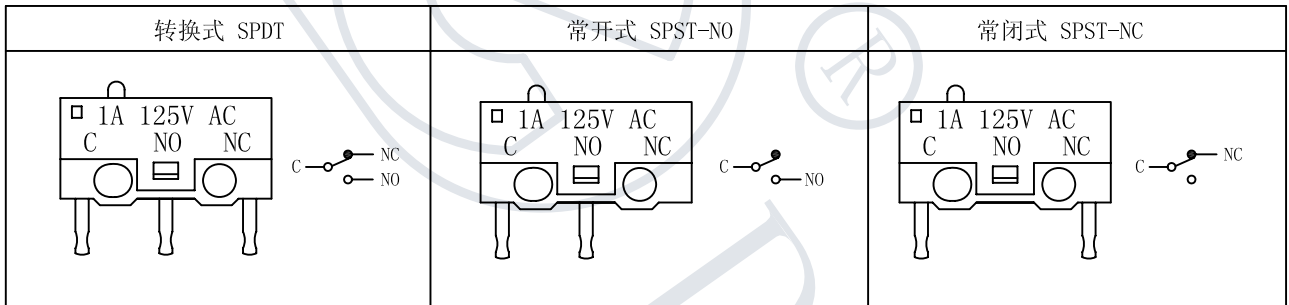
<p>PCB端子 PCB terminal</p>	<p>长焊接端子 Long Solder terminal</p>	<p>自固定PCB端子 Self-clinching PCB terminal</p>	
<p>左侧面PCB端子 Left side PCB terminal</p>	<p>右侧面PCB端子 Right side PCB terminal</p>	<p>焊接端子 Solder terminal</p>	<p>焊接小型端子 Mintype Solder terminal</p>



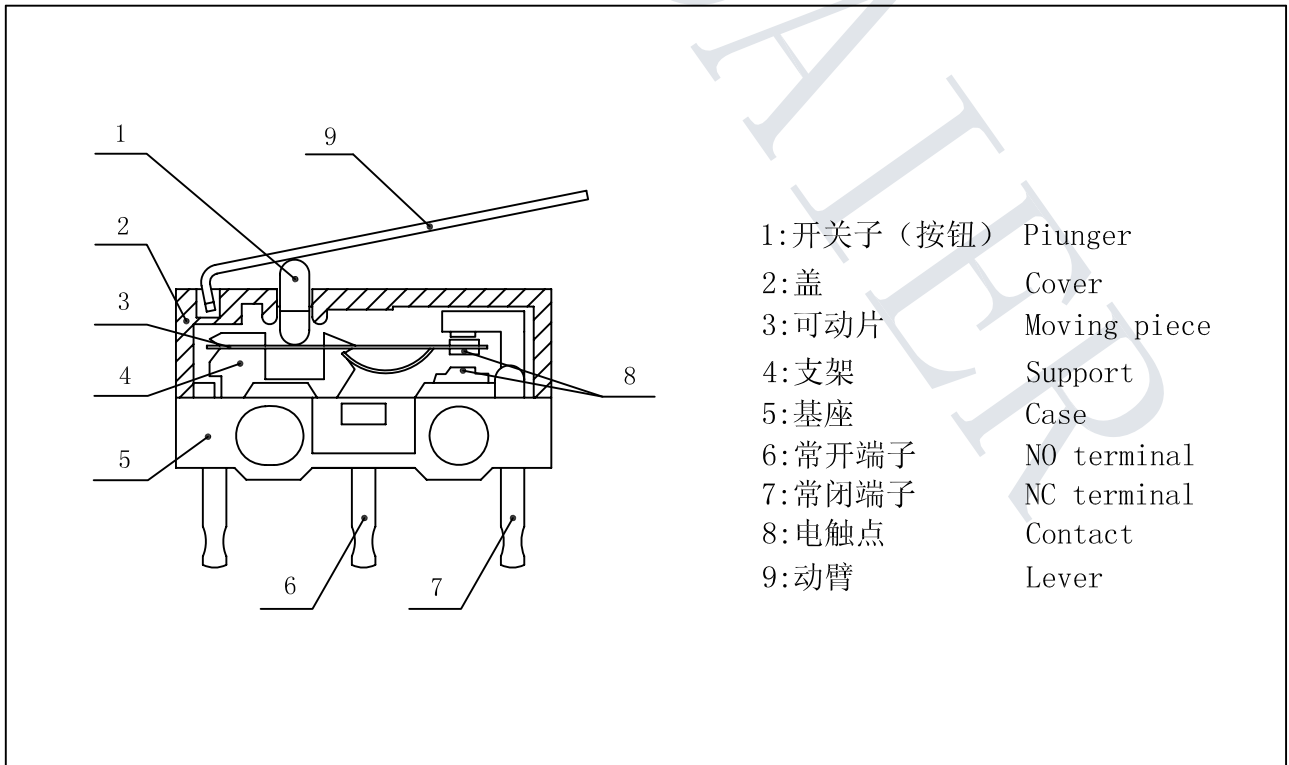
◆ 安装孔尺寸 Mounting hole dimensions



◆ 接触形式说明书 Circuit illustration


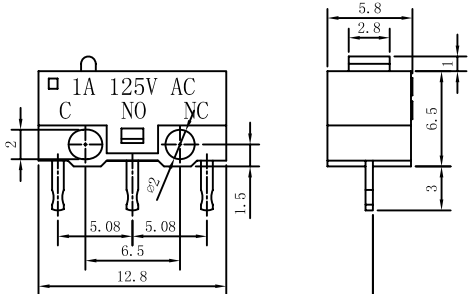

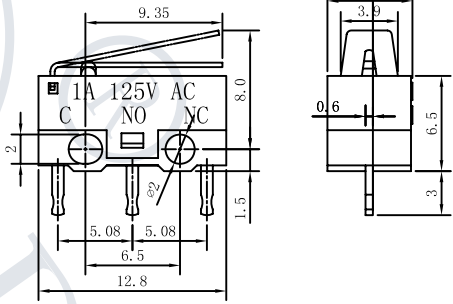

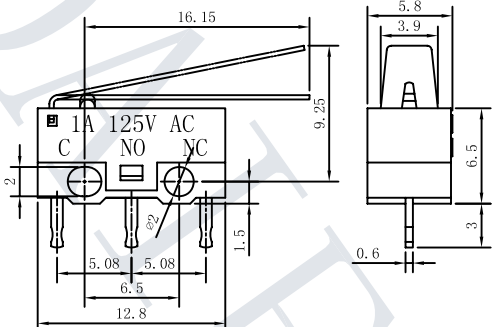

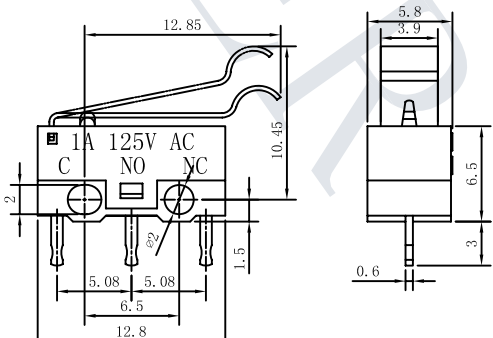


◆ 内部构造图 Internal configuration drawing





◆ 外形尺寸和动作特性 Dimensions and operating characteristics

<p>KW10-□Z0P□-□</p>		
<p>KW10-□Z1P□-□</p>		
<p>KW10-□Z2P□-□</p>		
<p>KW10-□Z3P□-□</p>		



◆ 外形尺寸和动作特性 Dimensions and operating characteristics

KW10-□Z4P□-□		
KW10-□Z7P□-□		