


Under Development	●
Mass production	



**ATTENTION**  
 OBSERVE PRECAUTIONS  
 FOR HANDLING  
 ELECTROSTATIC  
 DISCHARGE  
 SENSITIVE  
 DEVICES



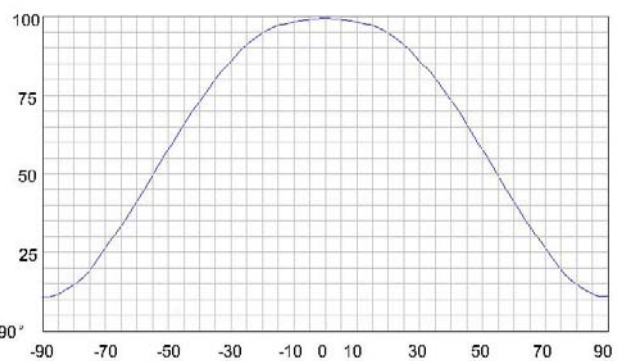
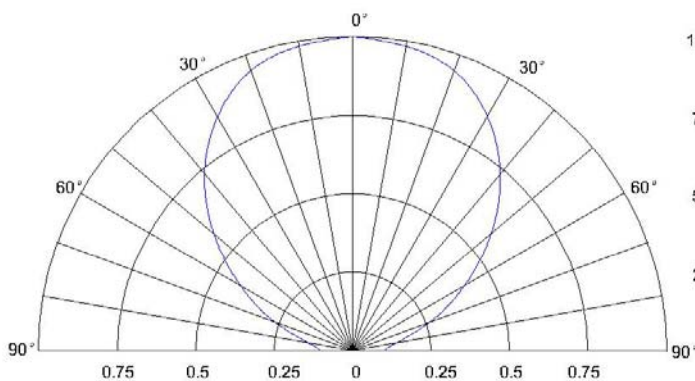
**Features**

- Long operating life
- Highest flux
- Wide range of colours:2500K-25000K
- More energy efficient than incandescent and most halogen lamps
- Low voltage DC operated
- Instant light (less than 100ns )
- Fully dimmable
- No UV
- Superior ESD protection
- RoHS compliant

**Applications**

- Fiber optic alternative/ Decorative / Entertainment
- Mini-accent/Up lighters/Down lighters/ Orientation
- Indoor/Outdoor commercial and Residential Architectural
- Cove/Under shelf/Task
- Bollards/Security/Garden
- Portable (flashlight, bicycle)
- Edge-lit signs (Exit, point of sale)
- Automotive Exit (Stop-Tail-Turn,CHMSL, Mirror Side Repeat)
- Traffic signaling / Beacons / RailCrossing and Wayside

**Radiation Pattern**



### Typical Optical/ Electrical Characteristics @T<sub>J</sub>=25°C

Item	Symbol	Condition	Min.	Typ.	Max.	Unit
Forward Voltage	V <sub>F</sub>	IF=2.1A	24	26	30	V
Reverse Current	I <sub>R</sub>	VR=10V	--	--	80	uA
50% Power Angle	2θ1/2	IF=2.1A	110	--	140	deg
Luminous Intensity	φ <sub>V</sub>	IF=2.1A	2800	3100	--	lm
Recommend Forward Current	I <sub>F</sub>	--	--	2.1	--	A
Chromaticity	T <sub>C</sub>	IF=2.1A	5000	--	10000	k

The sample delivers goods data

Item	Symbol	Condition	Min.	Avg.	Max.	Unit
Luminous Intensity	φ <sub>V</sub>	IF=2.1A	--	--	--	lm
50% Power Angle	2θ1/2		--	--	--	deg
Forward Voltage	V <sub>F</sub>		--	--	--	v
Chromaticity	T <sub>C</sub>		--	--	--	k
White Color Region	--					
ChromaticityCoordinates	X=--			Y=--		

**Notes:**

- 1.Tolerance of measurement of forward voltage±0.1V.
- 2.Tolerance of measurement of peak Wavelength±2.0nm.
- 3.Tolerance of measurement of luminous intensity±15%.

### Absolute Maximum Rating

Item	Symbol	Absolute Maximum Rating	Unit
Forward Current	I <sub>F</sub>	3.0	A
Peak Forward Current*	I <sub>FP</sub>	6.0	A
Reverse Voltage	V <sub>R</sub>	5	V
Power Dissipation	P <sub>D</sub>	50	W
Electrostatic discharge	E <sub>SD</sub>	±4500	V
Operation Temperature	T <sub>OPR</sub>	-30~+80	°C
Storage Temperature	T <sub>STG</sub>	-40~+100	°C
Lead Soldering Temperature*	T <sub>SOL</sub>	Max. 260°C for 3sec Max.	

\*IFP Conditions: Pulse Width≤10msec duty≤1/10

\* All high power emitter LED products mounted on aluminum metal-core printed circuit board, can be lighted directly, but we do not recommend lighting the high power products for more than 5 seconds without a appropriate heat dissipation equipment.

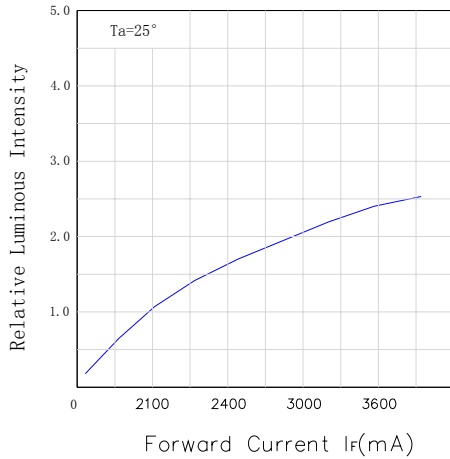
\*Please don't add or change wires,while LEDS is running

\* The LED of this a series can lead the heat reflux of 250 Celsius degrees Han but be free from damage.

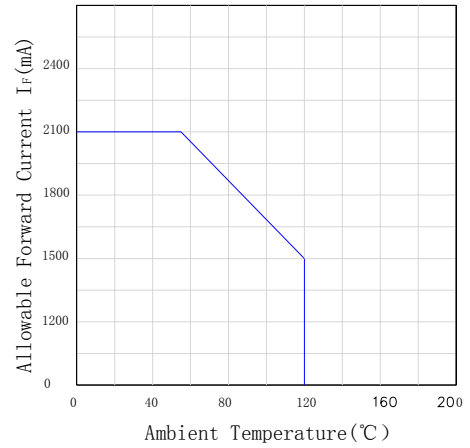
Under Development	●
Mass production	

**Typical Optical/Electrical Characteristics Curves**  
**( $T_J=25^{\circ}\text{C}$  Unless Otherwise Noted )**

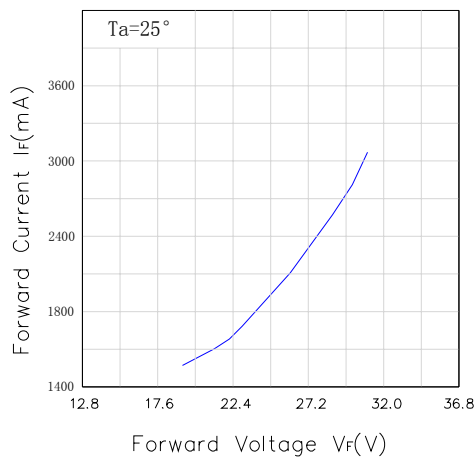
Relative Luminous Intensity -  $I_F$



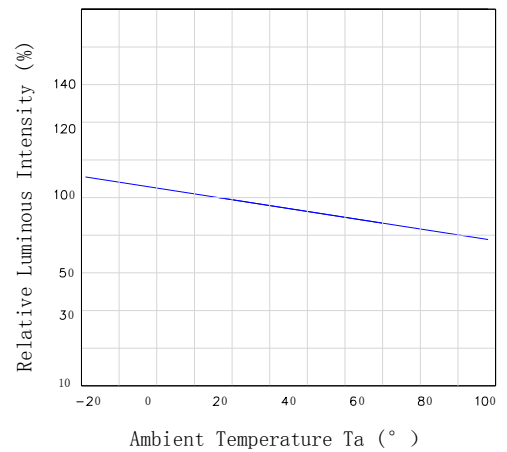
Allowable Forward Current -  $T_a$



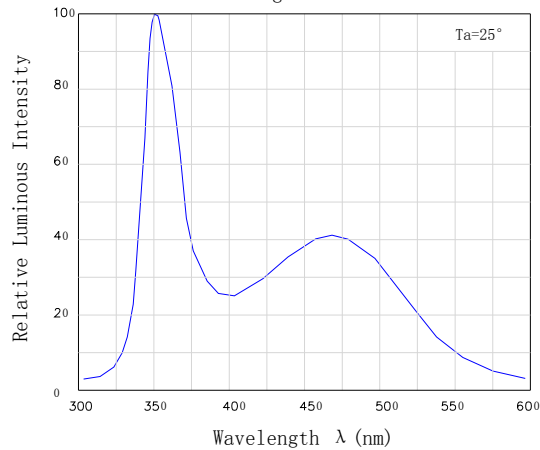
$I_F - V_F$



Relative Luminous Intensity -  $T_a$

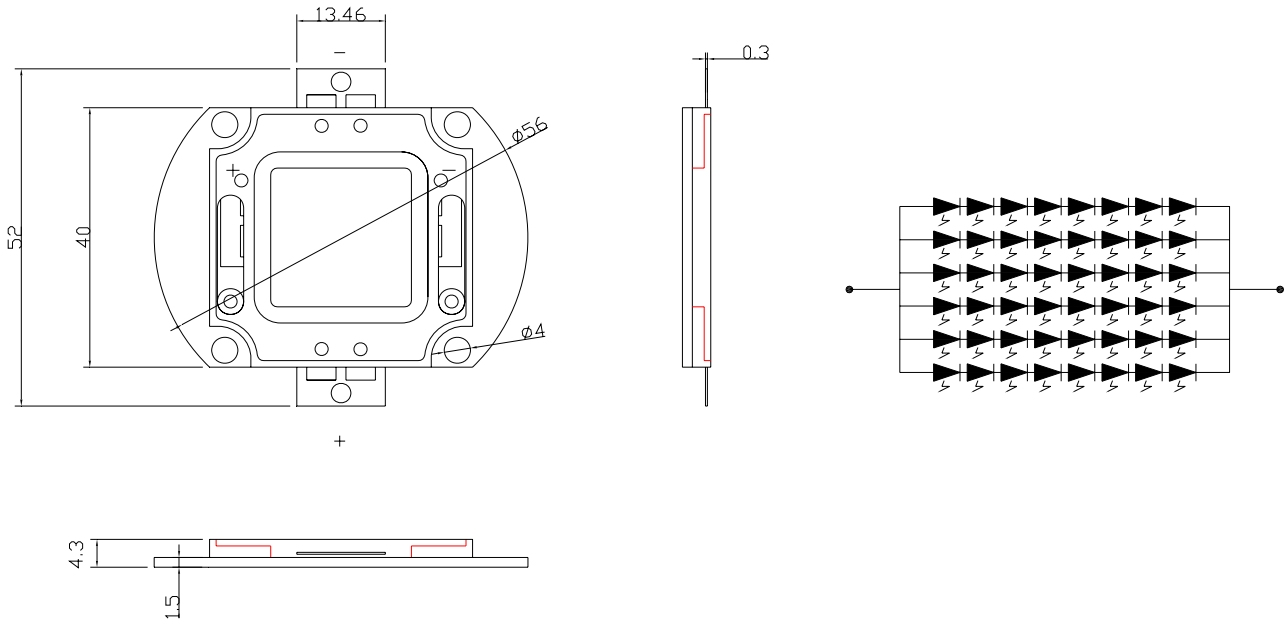


Wavelength Characteristics



Under Development	●
Mass production	

### Package Dimensions



**Notes:**

1. All dimension units are millimeters.
2. All dimension tolerance is  $\pm 0.2$ mm unless otherwise noted.