




# CMP7 Relay

  
No.50062740

  
40009646

  
E164730

  
CQC02001001303



## 1.COIL DATA

1-1.Nominal Voltage	5,6,9,12,24,48VDC
1-2.Coil Resistance	Refer to Coil Data Chart
1-3.Operate Voltage	Refer to Coil Data Chart
1-4.Release Voltage	Refer to Coil Data Chart
1-5.Nominal Power	900mW

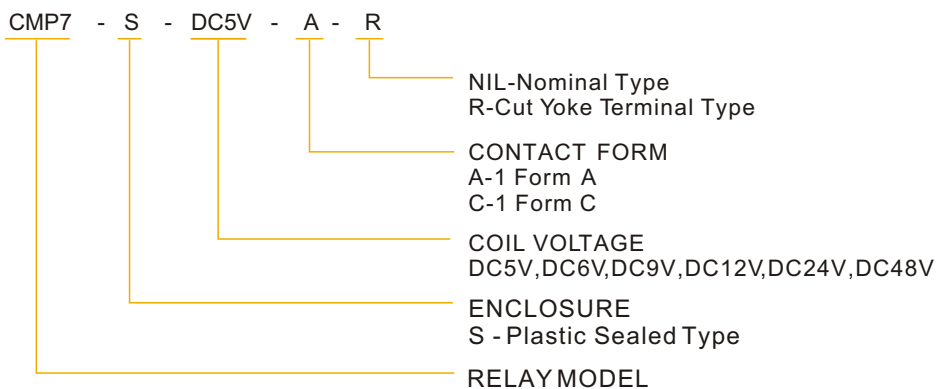
## 2.CONTACT DATA

2-1.Contact Form	A-1 Form A,C-1 Form C
2-2.Contact Material	AgAlloy
2-3.Contact Rating	A : 30A 250VAC/24VDC C : NO : 20A 250VAC/24VDC NC : 15A 250VAC/24VDC
2-4.Max.Switching Voltage	250VAC/24VDC
2-5.Max.Switching Current	30A
2-6.Max.Switching Power	7500VA,720W
2-7.Min.Switching Load	5VDC,100mA
2-8.Contact Resistance	Max 100mΩ(6VDC 1A)
2-9. Life	
Electrical	100,000 operations
Mechanical	10,000,000 operations

## 3.GENERAL DATA

3-1.Insulation Resistance	Min.1000MΩ 500VDC
3-2.Dielectric Strength	1,500VAC,1min between open contacts 2,500VAC,1min between coil and contacts
3-3.Operate Time	Max.15ms
3-4.Release Time	Max.10ms
3-5.Operate Temperature	-30 ~+85°C
3-6.Shock Resistance	
Endurance	1,000m/s <sup>2</sup>
Misoperation	1,00m/s <sup>2</sup>
3-7.Vibration Resistance	
Endurance	10 -55Hz, 1.5mm double amplitude
Misoperation	10 -55Hz , 1.5mm double amplitude
3-8.Humidity	35%~95%RH, +40°C
3-9.Weight	Approximately 27.0g
3-10.Safety	CQC NO.02001001303 VDE NO.40009646 TUV NO.50062740 UL NO.E164730

#### 4.ORDER CODE



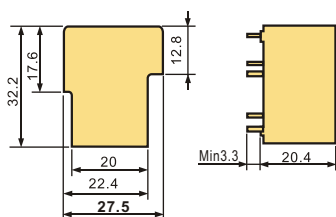
#### 5.COIL DATA CHART

20°C

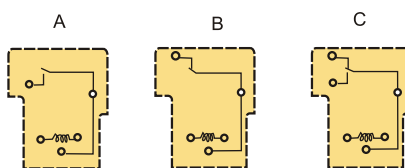
Model	Nominal Voltage VDC	Coil Resistance $\Omega$ +/-10%	Operate Voltage $\leq$ VDC	Release Voltage $\geq$ VDC	Coil Power mW
CMP7-(S)-DC5V	5	27.8	3.5	0.5	900
CMP7-(S)-DC6V	6	40.0	4.2	0.6	
CMP7-(S)-DC9V	9	90.0	6.3	0.9	
CMP7-(S)-DC12V	12	160	8.4	1.2	
CMP7-(S)-DC24V	24	640	16.8	2.4	
CMP7-(S)-DC48V	48	2560	33.6	4.8	

#### 6.DIMENSIONS ( mm )

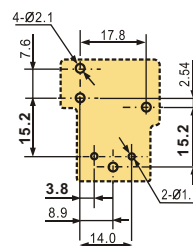
CMP7 Dimensions



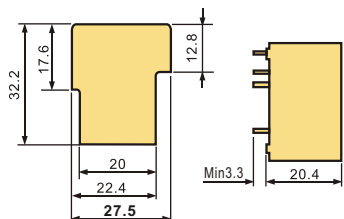
Wiring Diagrams (Bottom View)



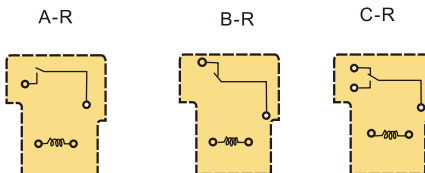
Mounting Hole Layout(Bottom View)



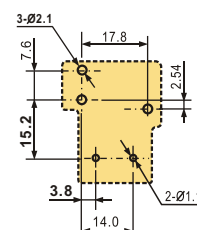
CMP7-R Dimensions



Wiring Diagrams (Bottom View)

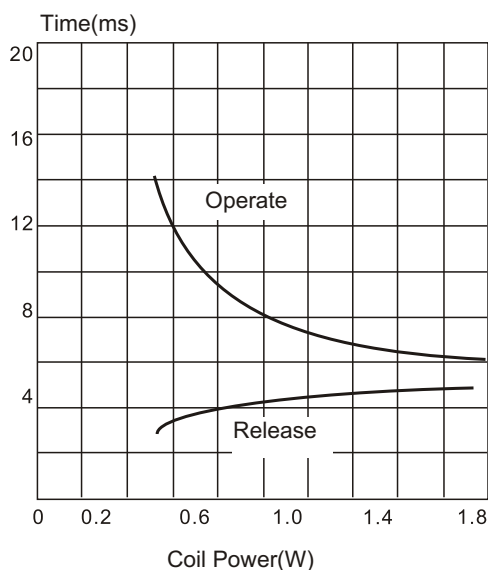


Mounting Hole Layout(Bottom View)

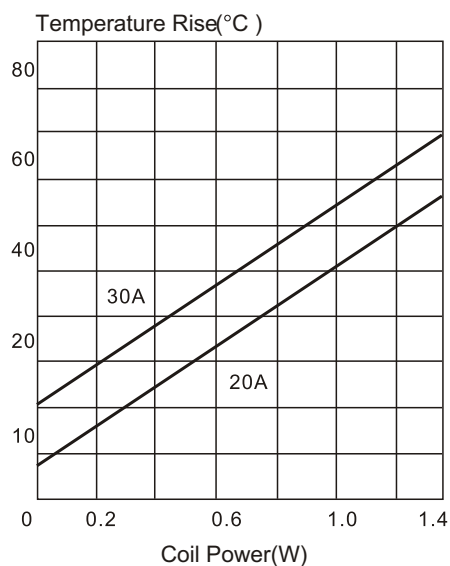


7.CMP7 CHARACTERISTIC CHART DATA

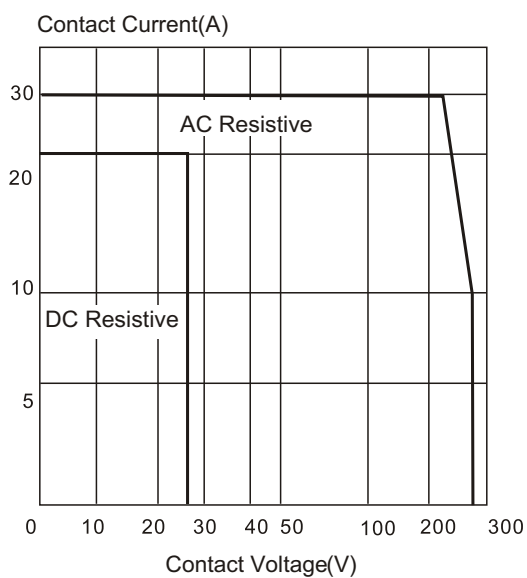
Timing



Coil Temperature Rise



Max.Switching Power



Life Curves

