

Slim Type Metal Clad Wire Wound Resistors

The IRS30, 50 are slim and flat, economical resistors. These models are ideal for applications where space and funds are at a premium. The most common applications for these models are: Motor drives, braking and snubber applications and power sources for industrial equipment.

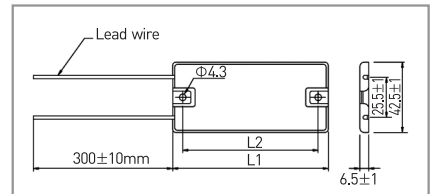
GENERAL SPECIFICATIONS

Model	Rated Power on Heat Sink	Resistance Range [Ω]	Resistance Tolerance (%)
IRS 30	30W	1 ~ 420	D [± 0.5], F [± 1.0], G [± 2.0], J [± 5.0], K [± 10]
IRS 50	50W	1 ~ 500	



DIMENSIONS [mm]

Model	Dimensions [mm]		Weight [g]
	L1 ± 1	L2 ± 1	
IRS 30	65	57	65
IRS 50	90	78	50

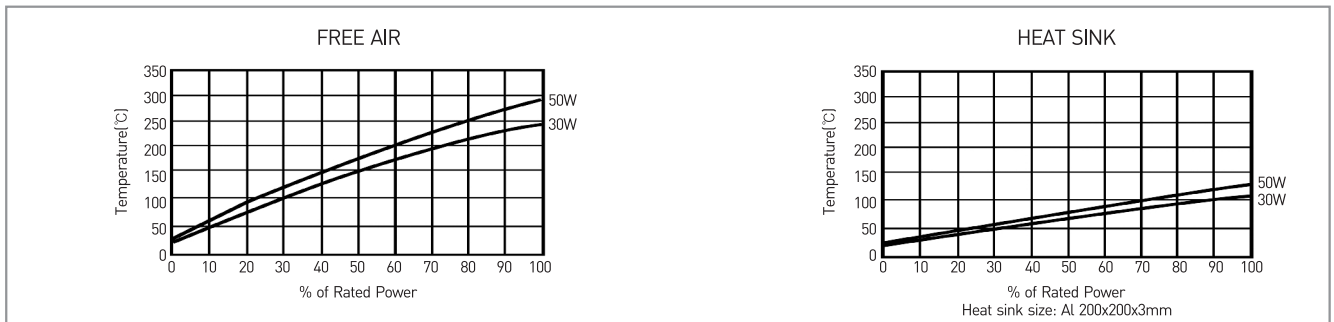


CHARACTERISTICS

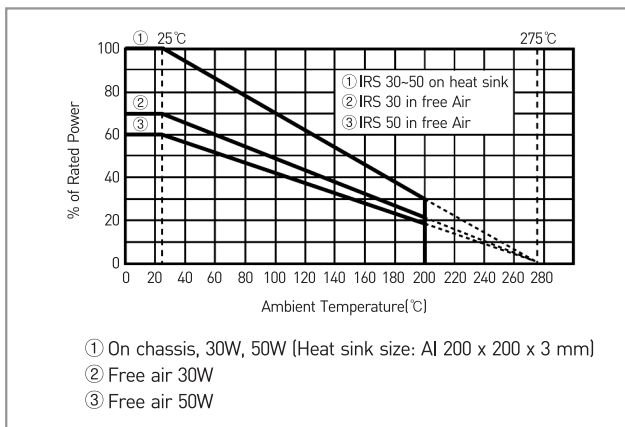
Values in [] mean change in Ω after test

Temperature Range	-55°C ~ +200°C	
Insulation Resistance	20M Ω minimum	
Dielectric Withstanding Voltage	Available options: AC1500V, 2500V for 1min.; Max. leakage current: 2mA	
Temperature Coefficient	± 260 ppm/ $^{\circ}$ C maximum	
Short Time Overload	$\pm [2\%+0.05\Omega]$	5 x Power rating 5 seconds
Thermal Shock	$\pm [2\%+0.05\Omega]$	Power rating 30 minutes, -25°C, 15 minutes
Load Life	$\pm [5\%+0.05\Omega]$	Power rating 1,5 hours on, 30 minutes off, 500 hours

SURFACE TEMPERATURE INCREASE VERSUS POWER LOAD



DERATING CURVES



ORDERING PROCEDURE EXAMPLE

