

# LP SERIES-General Purpose

## LP12-9.0 (12V8.6AH)



### Specification

Nominal Voltage	12V	
Nominal Capacity(20HR)	8.6AH	
Dimensions	Length	151±2mm (5.95 inches)
	Width	65±1mm (2.56 inches)
	Container Height	93.5±1mm (3.68 inches)
	Total Height (with Terminal)	99±1mm (3.90 inches)
Approx Weight	Approx 2.66 kg (5.87lbs)	
Terminal	T2	
Container Material	ABS	
Rated Capacity	8.60 AH/0.430A	(20hr, 1.80V/cell, 25°C/77°F)
	7.86 AH/0.786A	(10hr, 1.80V/cell, 25°C/77°F)
	7.00 AH/1.40A	(5hr, 1.75V/cell, 25°C/77°F)
	6.36AH/2.12A	(3hr, 1.75V/cell, 25°C/77°F)
	5.84 AH/5.84A	(1hr, 1.60V/cell, 25°C/77°F)
Max. Discharge Current	129A (5s)	
Internal Resistance	Approx 19mΩ	
Operating Temp. Range	Discharge	-15~50°C (5~122°F)
	Charge	0~40°C (32~104°F)
	Storage	-15~40°C (5~104°F)
Nominal Operating Temp. Range	25±3°C (77±5°F)	
Cycle Use	Initial Charging Current less than 2.58A. Voltage	
	14.4V~15.0V at 25°C(77°F)Temp. Coefficient -30mV/°C	
Standby Use	No limit on Initial Charging Current Voltage	
	13.5V~13.8V at 25°C(77°F)Temp. Coefficient -20mV/°C	
Capacity affected by Temperature	40°C (104°F)	103%
	25°C (77°F)	100%
	0°C (32°F)	86%
Self Discharge	Leoch LP series batteries may be stored for up to 6 months at 25°C(77°F) and then a freshening charge is required.	
	For higher temperatures the time interval will be shorter. Self-discharge ratio less than 3% per month at 25°C(77°F).	

### Applications

- ◆ All purpose
- ◆ Uninterruptable Power Supply (UPS)
- ◆ Electric Power System (EPS)
- ◆ Emergency backup power supply
- ◆ Emergency light
- ◆ Railway signal
- ◆ Aircraft signal
- ◆ Alarm and security system
- ◆ Electronic apparatus and equipment
- ◆ Communication power supply
- ◆ DC power supply
- ◆ Auto control system

### Constant Current Discharge (Amperes) at 25 °C (77°F)

F.V/Time	5min	10min	15min	20min	30min	45min	1h	2h	3h	4h	5h	6h	8h	10h	20h
1.85V/cell	28.0	18.7	14.7	12.2	9.06	6.57	5.13	2.80	2.00	1.58	1.32	1.14	0.913	0.764	0.417
1.80V/cell	31.5	20.5	15.9	12.9	9.46	6.81	5.32	2.89	2.06	1.62	1.36	1.18	0.941	0.786	0.430
1.75V/cell	34.6	21.6	16.9	13.6	9.83	7.05	5.50	2.98	2.12	1.68	1.40	1.21	0.979	0.807	0.432
1.70V/cell	36.8	22.8	17.6	14.0	10.2	7.28	5.64	3.07	2.18	1.72	1.44	1.24	0.988	0.822	0.438
1.65V/cell	38.5	23.6	18.2	14.5	10.5	7.44	5.74	3.12	2.22	1.76	1.47	1.26	1.01	0.830	0.440
1.60V/cell	39.7	24.5	18.5	14.8	10.7	7.57	5.84	3.17	2.25	1.78	1.49	1.28	1.02	0.838	0.443

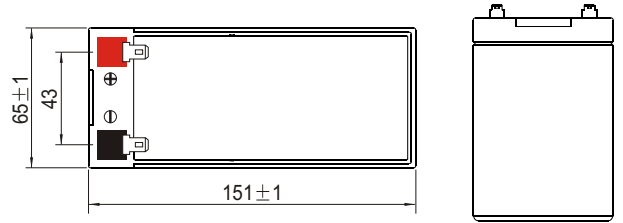
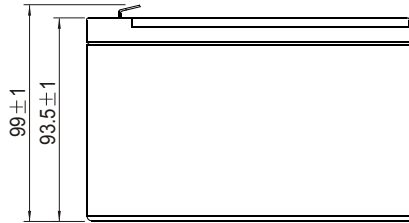
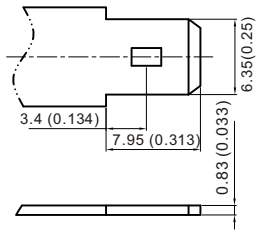
### Constant Power Discharge (Watts) at 25 °C (77°F)

F.V/Time	5min	10min	15min	20min	30min	45min	1h	2h	3h	4h	5h	6h	8h	10h	20h
1.85V/cell	51.8	34.9	27.6	23.0	17.2	12.6	9.90	5.42	3.89	3.09	2.59	2.24	1.80	1.51	0.827
1.80V/cell	57.3	37.7	29.5	24.2	17.8	13.0	10.2	5.57	4.00	3.15	2.65	2.31	1.85	1.55	0.851
1.75V/cell	62.1	39.3	31.0	25.2	18.4	13.3	10.5	5.73	4.09	3.25	2.73	2.38	1.92	1.59	0.854
1.70V/cell	65.2	41.0	32.0	25.8	19.0	13.7	10.7	5.88	4.21	3.34	2.80	2.43	1.94	1.62	0.863
1.65V/cell	67.0	41.7	32.6	26.4	19.4	13.9	10.9	5.96	4.27	3.40	2.85	2.46	1.97	1.63	0.868
1.60V/cell	68.1	42.8	32.9	26.7	19.6	14.0	11.0	6.02	4.30	3.42	2.87	2.49	1.98	1.64	0.872

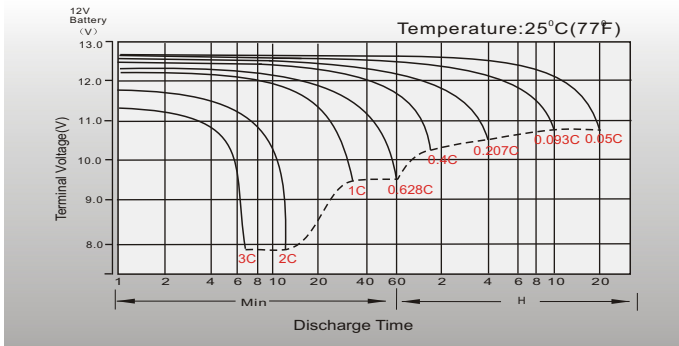
# Dimensions

## T2 Terminal

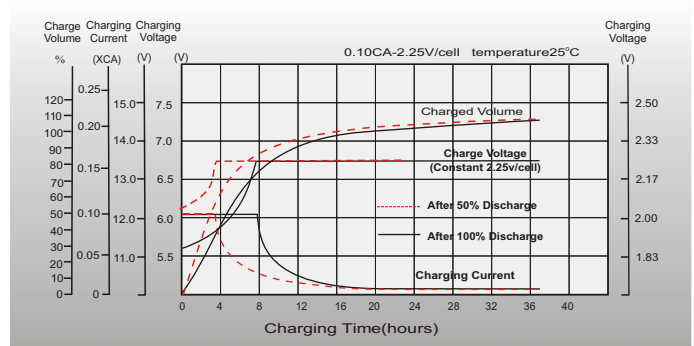
Unit: mm [inches]



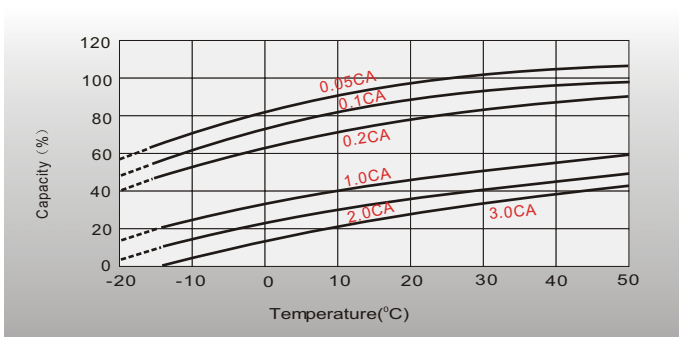
## Discharge Characteristics



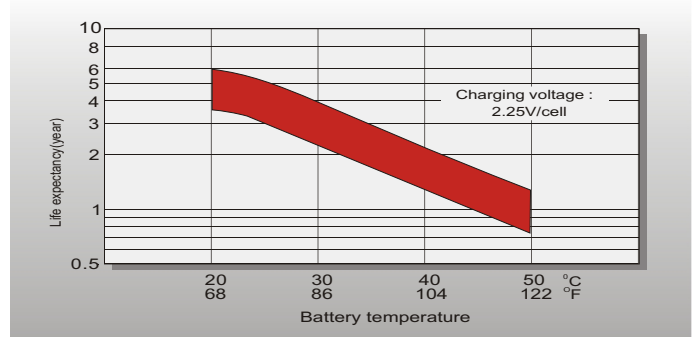
## Float Charging Characteristics



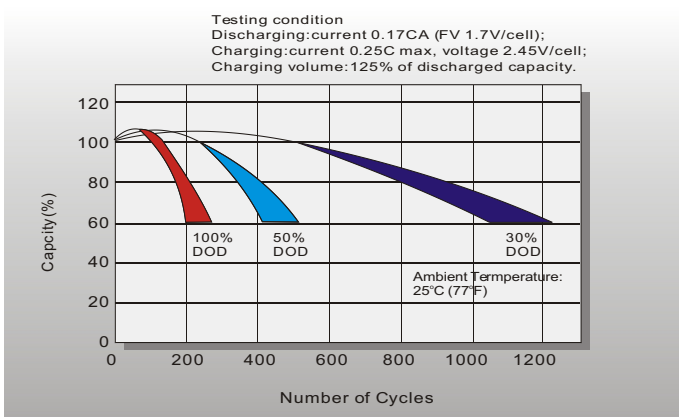
## Temperature Effects in Relation to Batter Capacity



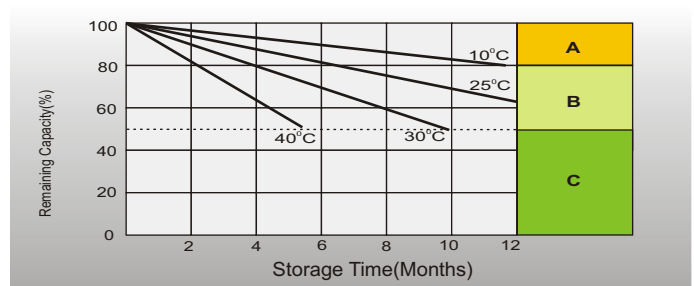
## Effect of Temperature on Long Term Float Life



## Cycle Life in Relation to Depth of Discharge



## Self Discharge Characteristics



- A** No supplementary charge required (Carry out supplementary charge before use if 100% capacity is required.)
- B** Supplementary charge required before use. Optional charging way as below:  
1. Charged for above 3 days at limited current 0.25CA and constant voltage 2.25V/cell.  
2. Charged for above 20 hours at limited current 0.25CA and constant voltage 2.45V/cell.  
3. Charged for 8-10 hours at limited current 0.05CA.
- C** Supplementary charge may often fail to recover the capacity. The battery should never be left standing till this is reached.

## Sales Office

### China sales office:

Add: 5th Floor, Xinbaohui Bldg., Nanhai Blvd., Nanshan, Shenzhen, China. 518052  
Tel: +86-755-86036060 (100 lines)  
Fax: +86-755-26067269  
E-mail: export@leoch.com  
Http://www.leoch.com

### North America sales office:

Add: 19751 Descartes, Unit A, Foothill Ranch, CA 92610, USA  
Tel: 949-588-5853  
Fax: 949-588-5966  
E-mail: sales@leoch.us  
Http://www.leoch.us

### Europe sales office:

Add: 9B Wheatstone Park, Waterwells Business Park, Gloucester, GL2 2AQ, UK.  
Tel: +44(0) 01452 729428  
Fax: +44 (0)1452-690125  
E-mail: Sales.Europe@leoch.com

### Singapore sales office:

Add: No. 1 Tech Park Crescent, Singapore 638131  
Tel: +65 68416629  
Fax: +65 68443210  
Email sales.sg@Leoch.com

### HongKong sales office:

Add: Workshop C, 33/F, TML Tower, No. 3 Hoi Shing Road, Tsuen Wan, New Territories, Hong Kong  
Tel: +852 3578 6666  
E-mail: sales.hk@leoch.com