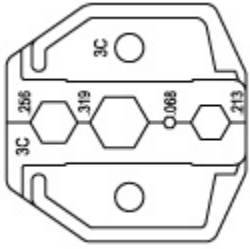
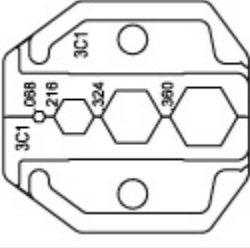
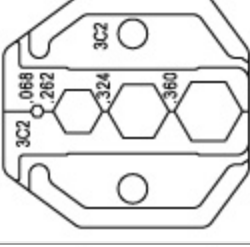
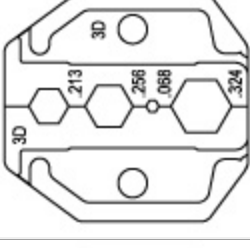
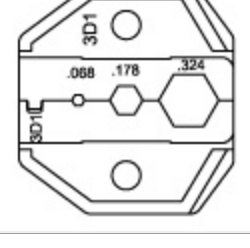
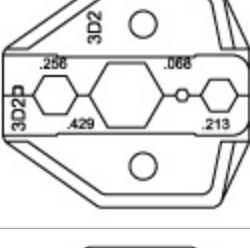
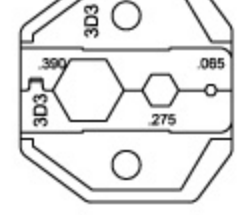
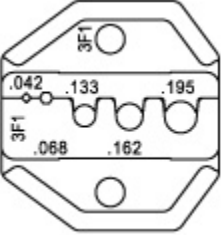
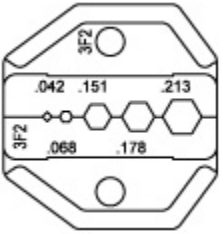
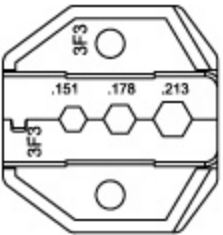
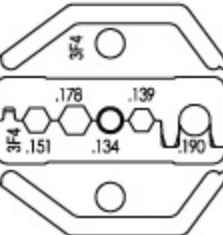
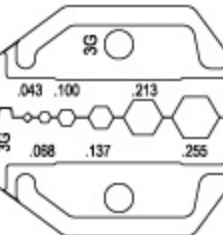
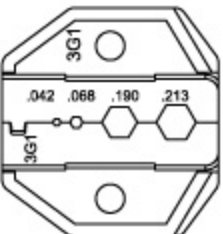
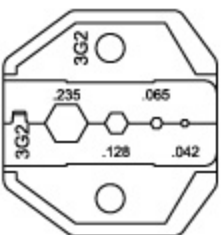


## CRIMPER AND OPTIONAL JAWS




	Type no HT-	Die P/N	Specifications	Crimping cable size
	5133A	3A	.256"/.068"/.213" 6.50/1.73/5.41mm	RG58, 59, 62
	5133A4	3A4	.255"/.187"/.068"/.213" 6.48/4.75/1.73/5.41mm	RG58, 59, 62, 174








	5133C	3C	.256"/.319"/.068"/.213" 6.50/8.10/1.73/5.41mm	RG58, 59, 62, 6
	5133C1	3C1	.068"/.216"/.324"/.360" 1.73/5.49/8.23/9.14mm	RG58, 59, 62, 6
	5133C2	3C2	.68"/.262"/.324"/.360" 1.73/6.65/8.23/9.14mm	CATV"F" Connectors RG59, 6
	5133D	3D	.213"/.256"/.068"/.324" 5.41/6.50/1.73/8.23mm	RG58, 59, 62, 6
	5133D1	3D1	.068"/.178"/.324" 1.73/4.52/8.23mm	RG58, 6, 174
	5133D2	3D2	.256"/.429"/.068"/.213" 6.50/10.90/1.73/5.41mm	RG58, 59, 62, 11, 8, 213
	5133D3	3D3	.390"/.275"/.065" 9.90/6.98/1.65mm	RG213, 6, 8, 59

	5133F1	3F1	.042"/.068".133"/.162"/1.95" 1.07/1.73/3.38/4.11/4.95mm	Fiber Optic SMA(Oval Type)
	5133F2	3F2	.042"/.068"/.151"/.178"/.213" 1.07/1.73/3.84/4.52/5.41mm	Fiber Optic SMA, SMB Conn. RG58, 174, Belden 8281
	5133F3	3F3	.151"/.178"/.213" 3.84/4.52/5.41mm	RG58, 174, 179
	5133F4	3F4	.151"/.178"/.134"/.139"/.190" 3.84/4.52/3.40/3.53/4.83mm	Fiber Optic ST, SC, LC connectors.
	5133G	3G	.043"/.068"/.100"/.137"/.213"/.255" 1.09/1.73/2.54/3.48/5.41/6.48mm	RG58, 59, 62, 174 Fiber Optic
	5133G1	3G1	.042"/.068"/.190"/.213" 1.07/1.73/4.83/5.41mm	RG58, Fiber Optic
	5133G2	3G2	.235"/.128"/.065"/.042" 5.97/3.25/1.65/1.07mm	RG58, 174, 139, 185

	5133G3	3G3	.042" / .068" / .255" / .324" 1.07/1.73/6.48/8.23mm	RG58, 59, 6
	5133G4	3G4	.042" / .068" / .178" / .278" / .255" 1.07/1.73/4.52/7.06/6.48mm	RG59, 62, 174
	5133H1	3H1	.255" / .320" / .350" 6.48/8.13/8.89mm	CATV F Connectors RG59, 6
	5133H2	3H2	.320" / .210" / .185" 8.13/5.33/4.70mm	RG58, 6
	5133I	3I	.254" / .211" / .093" / .067" / .315" 6.46/5.36/2.36/1.70/8.0mm	RG58, 59, 6, 174
	5133J	3J	.042" / .068" / .078" / .128" / .151" / .178" 1.07/1.73/1.98/3.25/3.84/4.52mm	RG174, 179, Belden 8218 Fiber Optic
	5133K	3K	.0100" / .128" / .429" 2.54/3.25/10.90mm	RG8, 11, 174, 179,, 213 LMR400

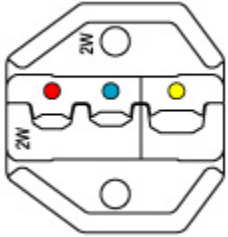

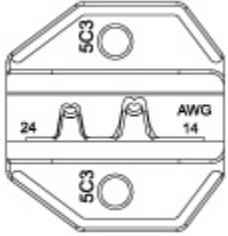
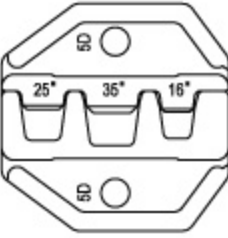

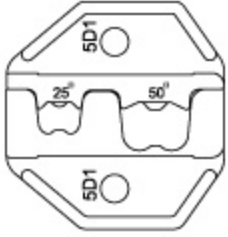

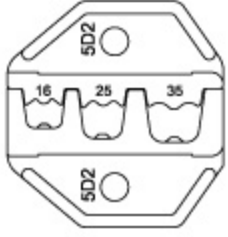

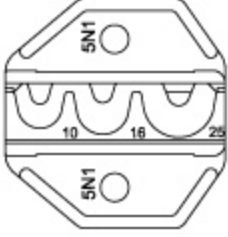

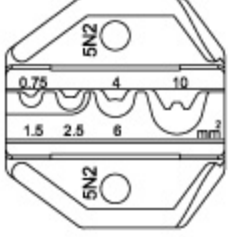

	5133K2	3K2	.068"/.256"/.429" 1.73/6.50/10.90mm	RG8, 11, 59, 62
	5133K3	3K3	.256"/.068"/.295" 6.50/1.73/7.49mm	RG59, 6
	5133K4	3K4	.100"/.128"/.190/.213" 2.54/3.25/4.83/5.41mm	RG58, 174, Fiber Optic
	5133K5	3K5	.080"/.100"/.429" 2.03/2.54/10.90mm	RG11, 174, 213
	5133K6	3K6	.429"/.075"/.075" 10.90/1.91/1.91mm	RG11, 213
	5133M	3M	.288"/.268"/.305" 5.79/1.73/7.75mm	RG58, 59, 6, 62, 142
	5133P1	3P1	.255"/.213"/.098"/.068"/.321" 6.48/5.41/2.49/ 1.73/8.15mm	RG58, 59, 62, 6

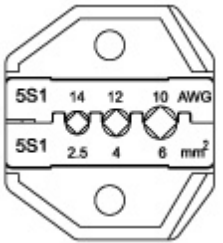

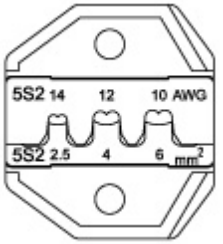
	5133T1	3T1	.028"/.039"/.047"/.100"/.128"/.151" 0.71/0.99/1.19/2.54/3.25/3.84mm	RG174, 178, 179, 180, 187
	5133V	3V	.043"/.069"/.100"/.128"/.151"/.213" 1.09/1.75/2.54/3.25/3.84/5.41mm	SMA, SMB, SMC, MCX
	5133V1	3V1	.047"/.068"/.178"/.217"/.256"/.330" 1.19/1.73/4.52/5.51/6.50/8.38mm	RG59, 62, 6, 174, Fiber Optic
	5133Y	3Y	.044"/.057"/.068"/.220"/.213" 1.12/1.45/1.73/5.59/5.41mm	RG58
	5133Y1	3Y1	.218"/.069" 5.54/1.75mm	RG58(Oval Type)
	5133Y2	3Y2	.042"/.240" 1.07/6.10mm	Pin terminal, insulated or non- insulated ferrules (Oval Type)
	5132C	2C	AWG 20-18/16-14/12-10 DIN 0.5-1/1.5-2.5/4-6mm <sup>2</sup>	Non-insulated terminal or open barrel terminal 

	5132CL	2CL	AWG 20-18/16-14/12-10 DIN 0.5-1/1.5-2.5/4-6mm <sup>2</sup> (W/LOCATOR)	Non-insulated terminal or open barrel terminal 
	5132C2	2C2	AWG 20-18/16-14 DIN 0.5-1/1.5-2.5mm <sup>2</sup>	Non-insulated terminal or open barrel terminal 
	5132C3	2C3	AWG 24-30/18-22 DIN 0.25-0.05/1.0-0.35mm <sup>2</sup>	D-Sub terminal 
	5132C4	2C4	AWG 24-28/20-22 DIN 0.25-0.08/0.5-0.35mm <sup>2</sup>	D-Sub terminal 
	5132E	2E	AWG 20/18/17/16/14/12 DIN 0.5/0.75/1.0/1.5/2.5/4mm <sup>2</sup>	Pin terminal insulated or non-insulated ferrules 
	5132E1	2E1	AWG 10/8/6 DIN 6/10/16 mm <sup>2</sup>	Pin terminal insulated or non-insulated ferrules 
	5132E2	2E2	AWG 20/18/17/16/14/12/10/8/6 DIN 0.5/0.75/1.0/1.5/2.5/4/6/10/16 mm <sup>2</sup>	Pin terminal insulated or non-insulated ferrules 

	5132E3	2E3	AWG 20/18/17/16/14/12/10 DIN 0.5/0.75/1.0/1.5/2.5/4/6 mm <sup>2</sup>	Pin terminal insulated or non- insulated ferrules 
	5132F	2F	AWG 22-18/16-14 DIN 0.35-1.0/1.5-2.5 mm <sup>2</sup>	Insulated flag terminal 
	5132F1	2F1	AWG 22-18/16-14 DIN 0.35-1.0/1.5-2.5 mm <sup>2</sup>	Non insulated flag terminal 
	5132H	2H	AWG 22-18/16-14/12-10 DIN 0.5-1.0/1.5-2.5/4-6 mm <sup>2</sup>	Insulated terminal 
	5132N	2N	AWG 16/14/10/8 DIN 1.5/2.5/6/10 mm <sup>2</sup> JIS 1.4/2.0/5.5/8 mm <sup>2</sup>	Non-insulated terminal 
	5132R	2R	AWG 22-18/16-14/12-10 JIS 1.25/2.0/5.5 mm <sup>2</sup>	Vinyl insulated w/o copper sleeve 
	5132U	2U	AWG 22-14 DIN 0.35-2.5 mm <sup>2</sup>	Non-insulated, open barrel & d-sub V.35 terminal 



	5132W	2W	AWG 22-18/16-14/12-10 DIN 0.5-1.0/1.5-2.5/4-6 mm <sup>2</sup>	Insulated terminal 
	5135C3	5C3	AWG 24/14 DIN 0.25/2.5 mm <sup>2</sup>	Din Spec. Open barrel terminal
	5135D	5D	AWG 4/2/6 DIN 25/35/16 mm <sup>2</sup>	Pin terminal insulated or non-insulated ferrules 
	5135D1	5D1	AWG 4/1 DIN 25/50 mm <sup>2</sup>	Pin terminal insulated or non-insulated ferrules 
	5135D2	5D2	AWG 6/4/2 DIN 16/25/35 mm <sup>2</sup>	Pin terminal insulated or non-insulated ferrules 
	5135N1	5N1	AWG 8/6/4 DIN 10/16/25 mm <sup>2</sup>	Pin terminal insulated or non-insulated ferrules 
	5135N2	5N2	AWG 18-16/14/12-10/8 DIN 0.75-1.5/2.5/4-6/10 mm <sup>2</sup>	Non-insulated terminal 

	5135S1	5S1	AWG 14/12/10 DIN 2.5/4/6 mm <sup>2</sup>	Solar terminal 
	5135S2	5S2	AWG 14/12/10 DIN 2.5/4/6 mm <sup>2</sup>	Solar terminal 