

SPECIFICATION FOR APPROVAL

承 认 书

CUSTOMER'S CODE

客户代码: _____

DESCRIPTION

品 名: _____ LED 发光二极管

SPECIFICATION

规 格: $\phi 5$ 透明四脚三色共阴 LED 5MM TRANSPARENT, 4PIN, RGB, COMMON CATHODE _____

DATE

送样日期: _____

PART NO.

本厂型号: _____ RGBW -共阴

REFERENCE No.

档案号: _____

NUMBER OF SAMPLE

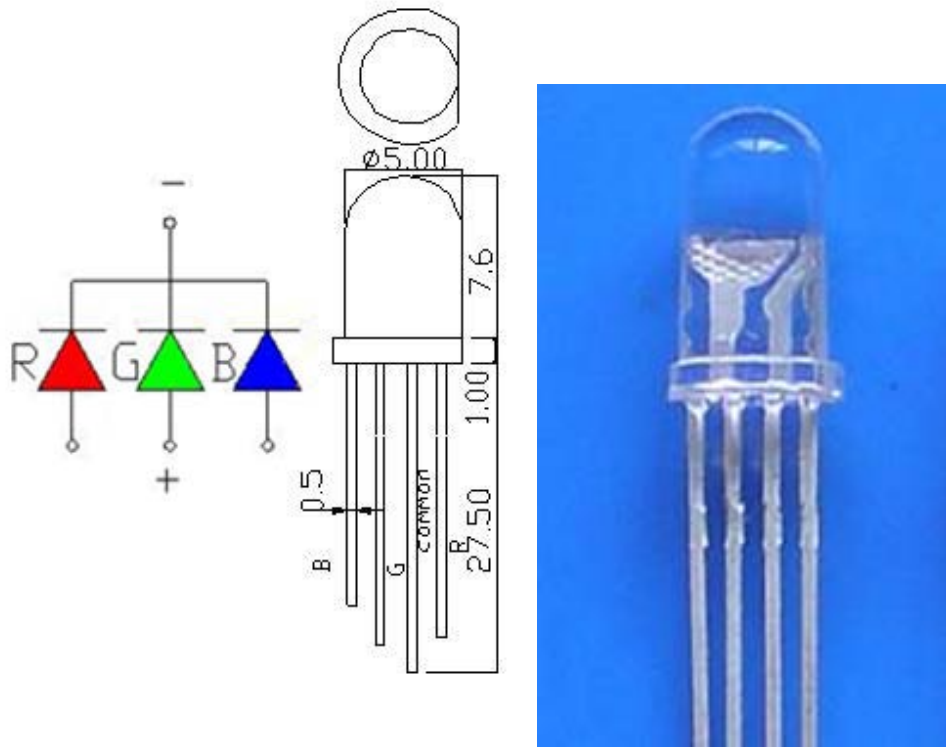
送样数量 _____

COPY OF ACKNOWLEDGEMENT

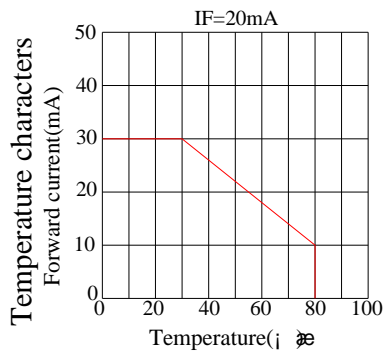
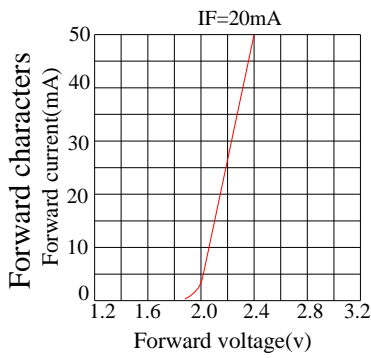
承认书份数 _____

Approved By Customer 客 户 承 认	Qualified By 核 准	Form Designer 制 作

Emitter 外型图:

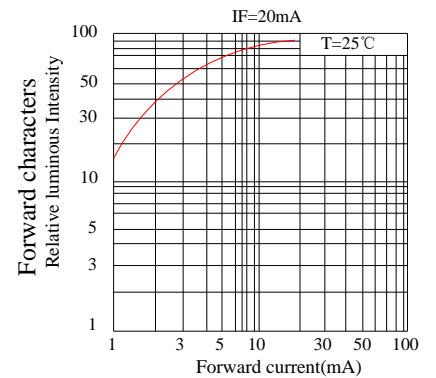
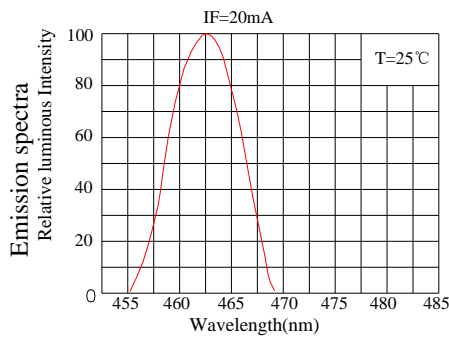
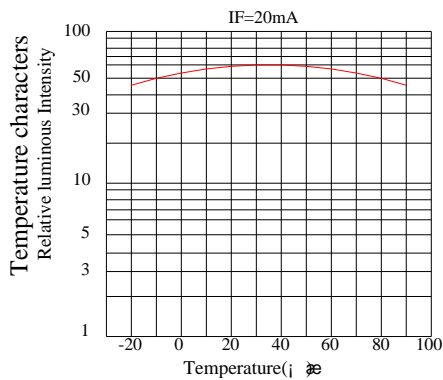


Typical electrical-optical Characteristics curves



Notes:

The data are an typical presentation of the product, Contact customer service for details of technical information and warranty.
The product is sensitive to static antistatic operation environment is recommended
Products are shipped in either bulk bag package or taping.



■ Absolute Maximum Rating 极限工作参数

Item 项目	Symbol 代号	Absolute Maximum Rating 极限工作参数	Unit 单位
Forward Current 正向电流	IF	20	mA
Peak Forward Current 瞬间脉冲电流	IFP	50	mA
Reverse Voltage 反向电压	VR	5	V
Power Dissipation 消耗功率	PD	100	mw
Electrostatic discharge 静电释放	ESD	1000	V
Operation Temperature 工作温度范围	TOPR	-25~+80	°C
Storage Temperature 存放温度范围	TSTG	-40~+80	°C
Lead Soldering Temperature 最高焊接温度	TSOL	330 °C for 3sec Max。	

*Ifp Conditions: Pulse Wide ≤ 10msec ≤ 1/10

瞬间脉冲电流

*Tsol Conditions: 3mm from the base of epoxy bulb 最高焊接温度 距胶体 3mm

■ Typical Optical/Electrical Characteristics 光电特性参数

Item 项目	Symbol 1 代号	Condition 测试 条件	Min 最小值	Typ 典型值	Max 最大值	Unit 单 位	
Forward Voltage 正向电压	VF	IF=20mA	R	1.9	2.0	2.1	V
			G	3.1	3.2	3.3	
			B	3.0	3.1	3.2	
Light intensity 光强度	IV	IF=20mA	R	6000		8000	mcd
			G	8000		10000	
			B	5000		6000	
Wavelength 波长	WD	IF=20mA	R	620		625	nm
			G	520		525	
			B	465		470	
Reverse current 逆向电流	IR	IF=20mA	0	/	5	uA	

Viewing Angle 半光全角	2 θ 1/2	IF=20mA	35		40	deg
Recommend Forward Current 持续正向电流	IF(rec)	IF=20mA			20	mA

Notes:

1. Work absolute ratings Ta=25°C 工作常规值 温度=25°C

2. Tolerance of measurement of forward voltage ±0.1V 正向电压误差范围±0.1V

LED LAMP RELIABILITY

● Test Items And Results

Type	Test Item	REF. Standard	Test Condition	Note	Number of Damaged
Environmental Sequence	Temperature Cycle	JIS C 7021 (1997) A-4	-20°C → 25°C → 80°C → 25°C 30mins,5mins,30mins,5mins	100 cycles	0/100
	High Humidity Heat Cycle	JIS C 7021 (1997) A-5	30°C → 65°C 90%RH 24hrs/1cycle	10 cycles	0/100
	High Temperature Storage	JIS C 7021 (1997) B-10	Ta=80; æ	1000hrs	0/100
	Humidity Heat Storage	JIS C 7021 (1997) B-11	Ta=60; æ RH=90%	1000hrs	0/100
	Low Temperature Storage	JIS C 7021 (1997) B-12	Ta= -30; æ	1000hrs	0/100
Operation Sequence	Life Test	JIS C 7035 (1985)	Ta=25; æ I _F =20mA	1000hrs	0/100
	High Humidity Heat Life Test	*	60°C RH=90% I _F =20mA	500hrs	0/100
	Low Temperature Life Test	*	Ta= -20°C I _F =20mA	1000hrs	0/100
Destructive Sequence	Resistance to Soldering Heat	JIS C 7021 (1997) A-11	Tsol=260 ; Δ _i ; æ0sec (3mm from the base of the epoxy bulb)	1 time	0/20
	Solderability	JIS C 7021 (1997) A-2	Tsol=235 ; Δ _i ; æsec (Using flux)	1 time (over 95%)	0/20
	Lead Pull/Bend Test	JIS C 7021 (1997)A-11	Load 2.5N (0.25kgf) 0° →90° →0° Bending 3 times	No noticeable damage	0/20

* Refer to reliability test standard specification for in this line.

● Criteria for Judging The Damage

Item	Symbol	Test Condition	Criteria for Judgment	
			Min.	Max.
Forward Voltage	V _F	I _F = 20mA	---	Initial data x 1.1
Reverse Current	I _R	V _R = 5V	---	Initial data x 2.0
Luminous Intensity	I _v	I _F = 20mA	Initial data x 0.7	---