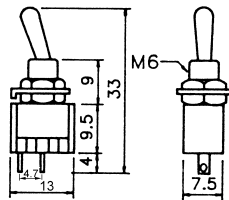
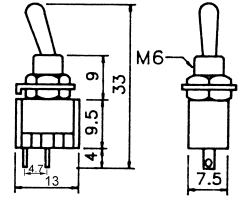


**B069A**

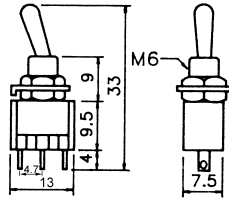
2P mini toggle switch  
(SPST) on-off  
gold-pin  
120V 5A (250V 2A)

**B068A**

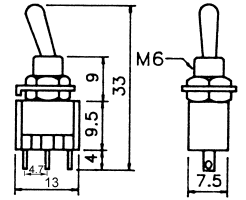
2P mini toggle switch  
W/cap (SPST) on-off  
gold-pin  
120V 5A (250V 2A)

**B069B**

3P mini toggle switch  
(SPDT) on-on  
gold-pin  
120V 5A (250V 2A)

**B068B**

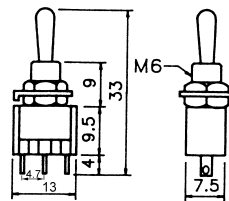
3P mini toggle switch  
W/cap (SPDT) on-on  
gold-pin  
120V 5A (250V 2A)

**B068BP**

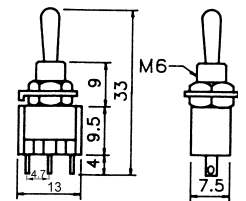
3P mini toggle switch  
W/cap P.C.mount  
(SPDT) on-on gold-pin  
120V 5A (250V 2A)

**B069C**

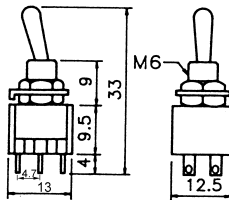
3P mini toggle switch  
(SPDT) on-off-on  
gold-pin  
120V 5A (250V 2A)

**B068C**

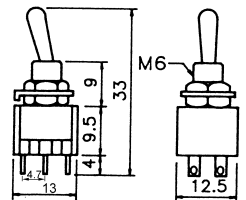
3P mini toggle switch  
W/cap (SPDT) on-off-on  
gold-pin  
120V 5A (250V 2A)

**B069E**

6P mini toggle switch  
(DPDT) on-on  
gold-pin  
120V 5A (250V 2A)

**B068E**

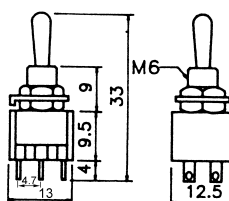
6P mini toggle switch  
W/cap (DPDT) on-on  
gold-pin  
120V 5A (250V 2A)

**B068EP**

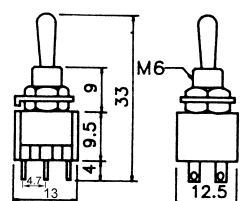
6P mini toggle switch  
W/cap P.C.mount  
(DPDT) on-on gold-pin  
120V 5A (250V 2A)

**B069F**

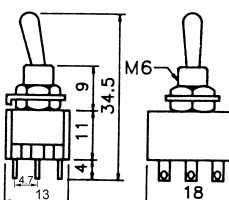
6P mini toggle switch  
(DPDT) on-off-on  
gold-pin  
120V 5A (250V 2A)

**B068F**

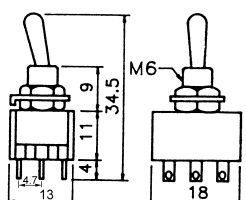
6P mini toggle switch  
W/cap (DPDT) on-off-on  
gold-pin  
120V 5A (250V 2A)

**B069H**

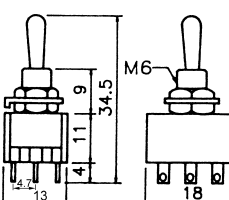
9P mini toggle switch  
(3PDT) on-on  
gold-pin  
120V 5A (250V 2A)

**B068H**

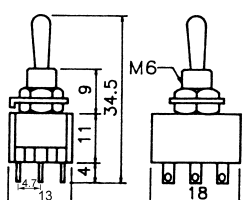
9P mini toggle switch  
W/cap (3PDT) on-on  
gold-pin  
120V 5A (250V 2A)

**B069J**

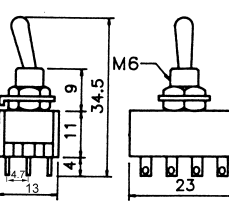
9P mini toggle switch  
(3PDT) on-off-on  
gold-pin  
120V 5A (250V 2A)

**B068J**

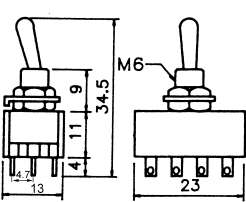
9P mini toggle switch  
W/cap (3PDT) on-off-on  
gold-pin  
120V 5A (250V 2A)

**B069L**

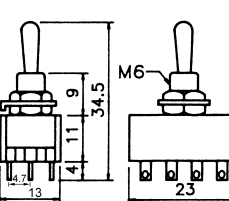
12P mini toggle switch  
(4PDT) on-on  
gold-pin  
120V 5A (250V 2A)

**B068L**

12P mini toggle switch  
W/cap (4PDT) on-on  
gold-pin  
120V 5A (250V 2A)

**B069M**

12P mini toggle switch  
(4PDT) on-off-on  
gold-pin  
120V 5A (250V 2A)

**B068M**

12P mini toggle switch  
W/cap (4PDT) on-off-on  
gold-pin  
120V 5A (250V 2A)

