
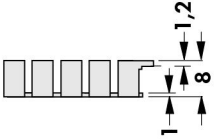
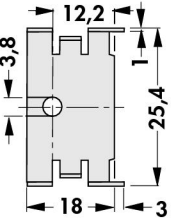

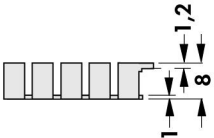
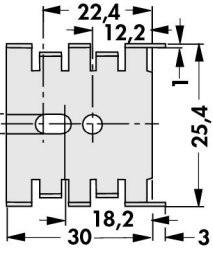

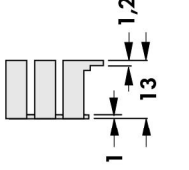
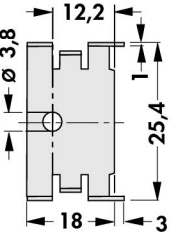

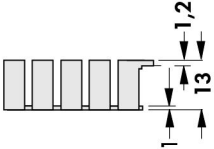
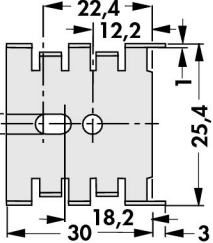

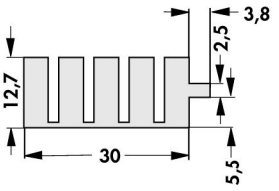
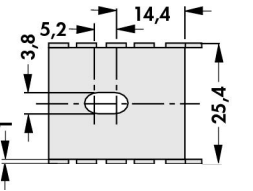

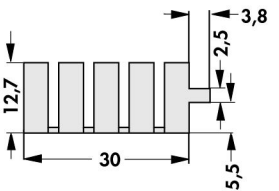
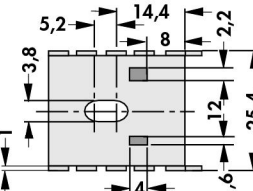

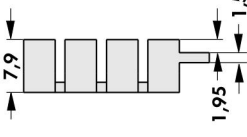
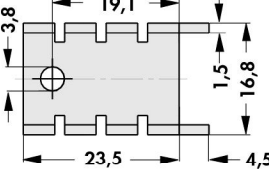


Heatsinks for transistors in plastic case

art. no. FK 211 32 ...			25 K/W ⌀ SOT 32	
art. no. FK 212 CB ...			18 K/W ⌀ CB (SOT 32 + TO 220)	
art. no. FK 215 32 ...			21 K/W ⌀ SOT 32	
art. no. FK 216 CB			15 K/W ⌀ CB (SOT 32 + TO 220)	
art. no. FK 222 ...			20 K/W ⌀ TO 220	
art. no. FK 222 THF ...			20 K/W ⌀ TO 220	
art. no. FK 247 220 ...			22 K/W ⌀ TO 220	
please indicate:		... surface treatment SA=black anodised MI=solderable		

material: aluminium / The heatsinks FK 211 ... 216 are available without hole pattern as well, e.g. FK 211 SA