

THERMOELECTRIC POWER GENERATION MODULES

200°C TEG (Tested at Hot Side Temperature: 200°C, Cold Side Temperature: 50°C)											
RS Part No.	MPN	Couples	V _{oc} (V)	R _{in} (Ω)	I _{max} (A)	P _{max} (W)	T _{max} (°C)	W (mm)	L (mm)	H (mm)	See Chart
6937028	GM200-127-10-15	127	7.00	7.70	1.60	1.60	200	30	30	3.7	1
6937030	GM200-71-14-16	71	3.90	2.10	1.80	1.80	200	30	30	3.8	2
6937043	GM200-127-14-16	127	7.00	4.00	3.10	3.10	200	40	40	3.8	3
6937040	GM200-31-28-35	31	1.70	0.56	1.30	1.30	200	30	30	6.3	4
6937059	GM200-127-28-35	127	7.00	2.30	5.30	5.30	200	62	62	6.3	5
6937056	GM200-49-45-30	49	2.50	0.28	5.60	5.60	200	62	62	5.8	6
6937068	GM200-49-45-25	49	2.50	0.23	6.80	6.80	200	62	62	5.3	7

250°C TEG (Tested at Hot Side Temperature: 250°C, Cold Side Temperature: 50°C)											
RS Part No.	MPN	Couples	V _{oc} (V)	R _{in} (Ω)	I _{max} (A)	P _{max} (W)	T _{max} (°C)	W (mm)	L (mm)	H (mm)	See Chart
6937071	GM250-127-10-15	127	9.40	7.90	0.59	2.80	250	30	30	3.7	1
6937078	GM250-71-14-16	71	5.30	2.40	1.10	2.90	250	30	30	3.8	2
6937080	GM250-127-14-16	127	9.40	4.30	1.09	5.10	250	40	40	3.8	3
6937093	GM250-31-28-35	31	2.30	0.59	1.95	2.20	250	30	30	6.3	4
6937090	GM250-127-28-35	127	9.40	2.40	1.96	9.20	250	62	62	6.3	5
6937103	GM250-49-45-30	49	3.60	0.31	5.80	10.60	250	62	62	5.8	6
6937116	GM250-49-45-25	49	3.60	0.27	6.67	12.20	250	62	62	5.3	7

Chart 1

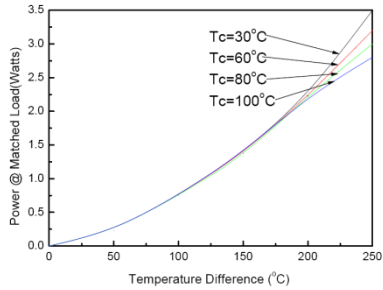
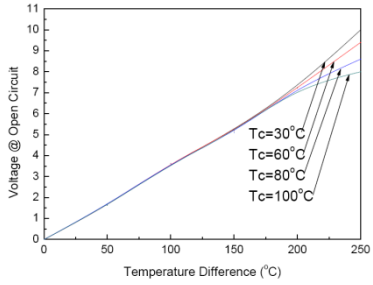


Chart 2

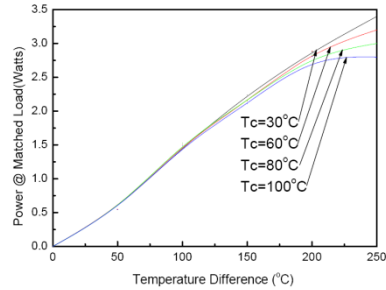
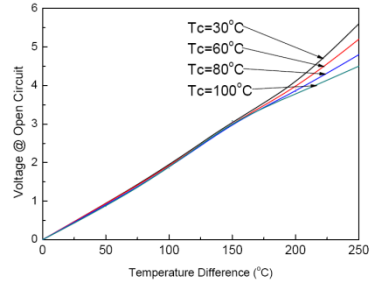


Chart 3

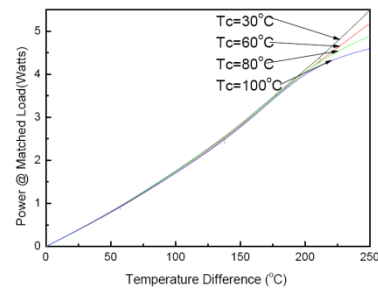
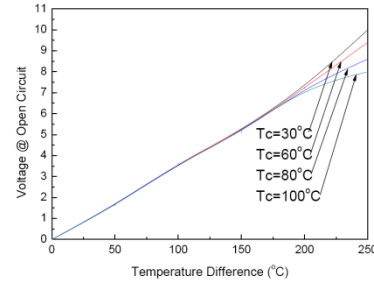


Chart 4

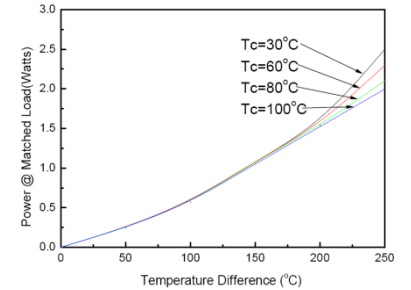
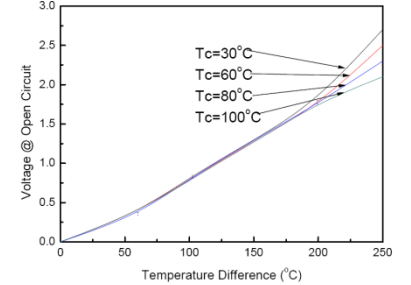


Chart 5

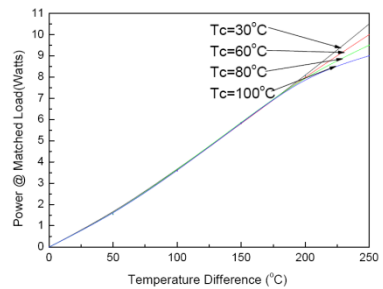
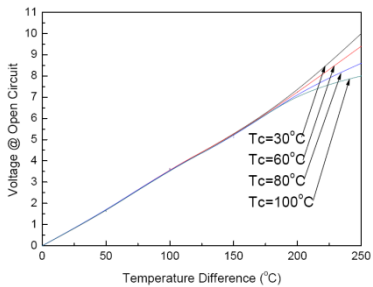


Chart 6

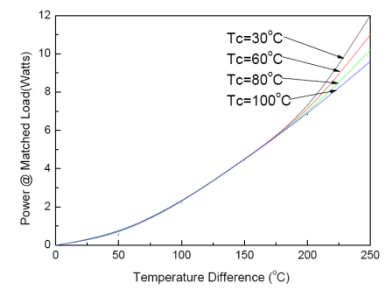
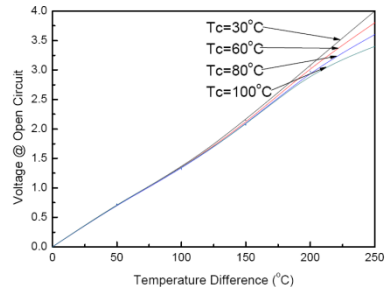
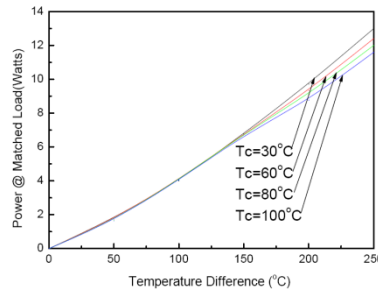
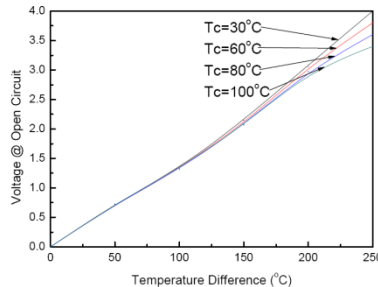
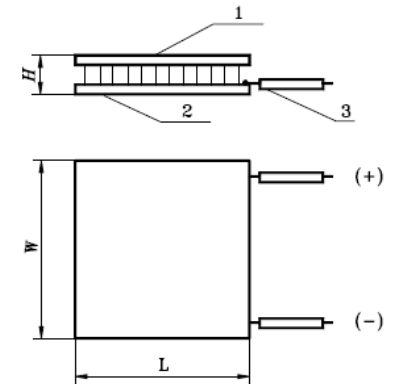


Chart 7



Dimensions



1—hot side, 2—Cold side, 3— wire.