

51.2V100Ah 3U



RACK MOUNTED LI-ION BATTERY



SAFETY

- + Long life type prismatic LiFePO₄ cells, suitable for energy storage application.
- + Low voltage system, safety for application.
- + Cell certification: UN38.3, ROHS, IEC62619, UI1973 and UL9540A
- + Battery certification: UN38.3, MSDS, CE

DESIGN

- + Standard 19" rack design, 3U in height.
- + Flexible and easily installation.
- + -20~+55°C widely temperature range.
- + Maintenance free.

SCALABILITY

- + Parallel support for more energy.
- + Different power connector for residential energy storage and telecom market.
- + Optional: MCB-125A, Heater-100W, Anti-theft module.
- + Communication compatible with the major inverter manufacturers and rectifier manufacturers

BATTERY MANAGEMENT SYSTEM

- + Independent protection for charge and discharge.
- + SOC, SOH display and PC software for detailed operation.
- + OVP, LVP, OCP, OTP, LTP protection.
- + RS485, CAN communication port.

51.2V100Ah 3U


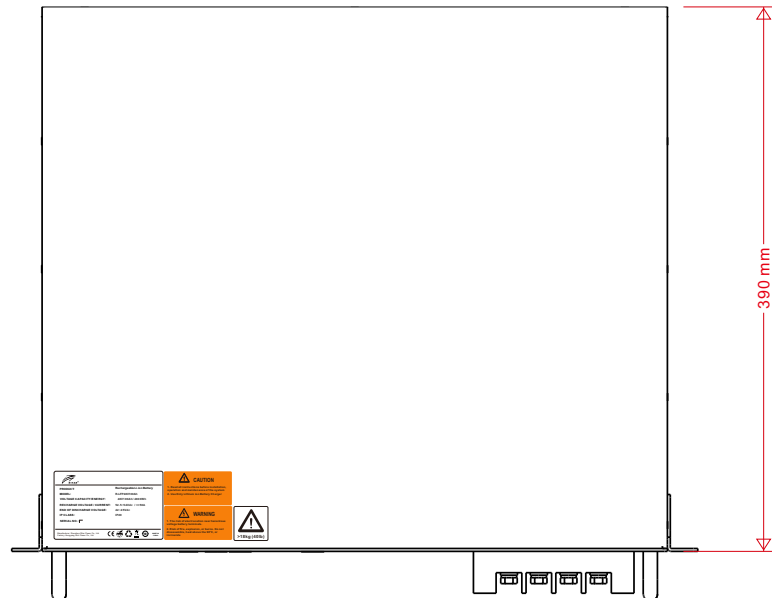
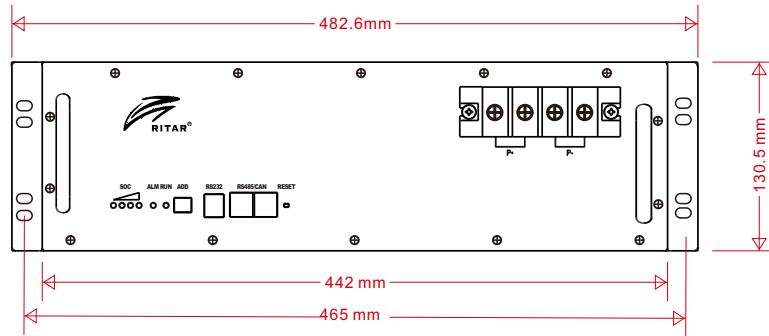
RACK MOUNTED LI-ION BATTERY SPECIFICATION

Part Number	9010512010001
Model	R-LFP51.2V100Ah
Nominal Voltage [V]	51.2
Nominal Capacity [Ah]	100
Total Energy [Wh]	5120
Dimension (W*D*H, mm)	442*390*130.5
Weight [Kg]	45.0
Max. Charging Current [A]	100
Max. Discharging Current [A]	100
Pulse Discharge Current	150A @2S
Charging Voltage [V]	55.2~57.6
End of Discharge Voltage [V]	44.8 (Backup Application) / 48 (Cycle Application)
Operation Humidity	0~95% RH (No condensing)
Operating Temperature Range ⁽¹⁾	Standard Product: Charge: 0 ~ +55°C; Discharge: -20 ~ +55°C With Optional Heater: Charge / Discharge: -40 ~ +55°C
Cycle Life	>3500
Designed Calendar Life	10 Years
Communication interface	RS485, CAN
Protection	Over voltage , Low voltage, Over current, Over Temperature, Low Temperature, Short circuit
Parallel Support	Yes, Max. 15 Sets
Series Support	Not support

Note:

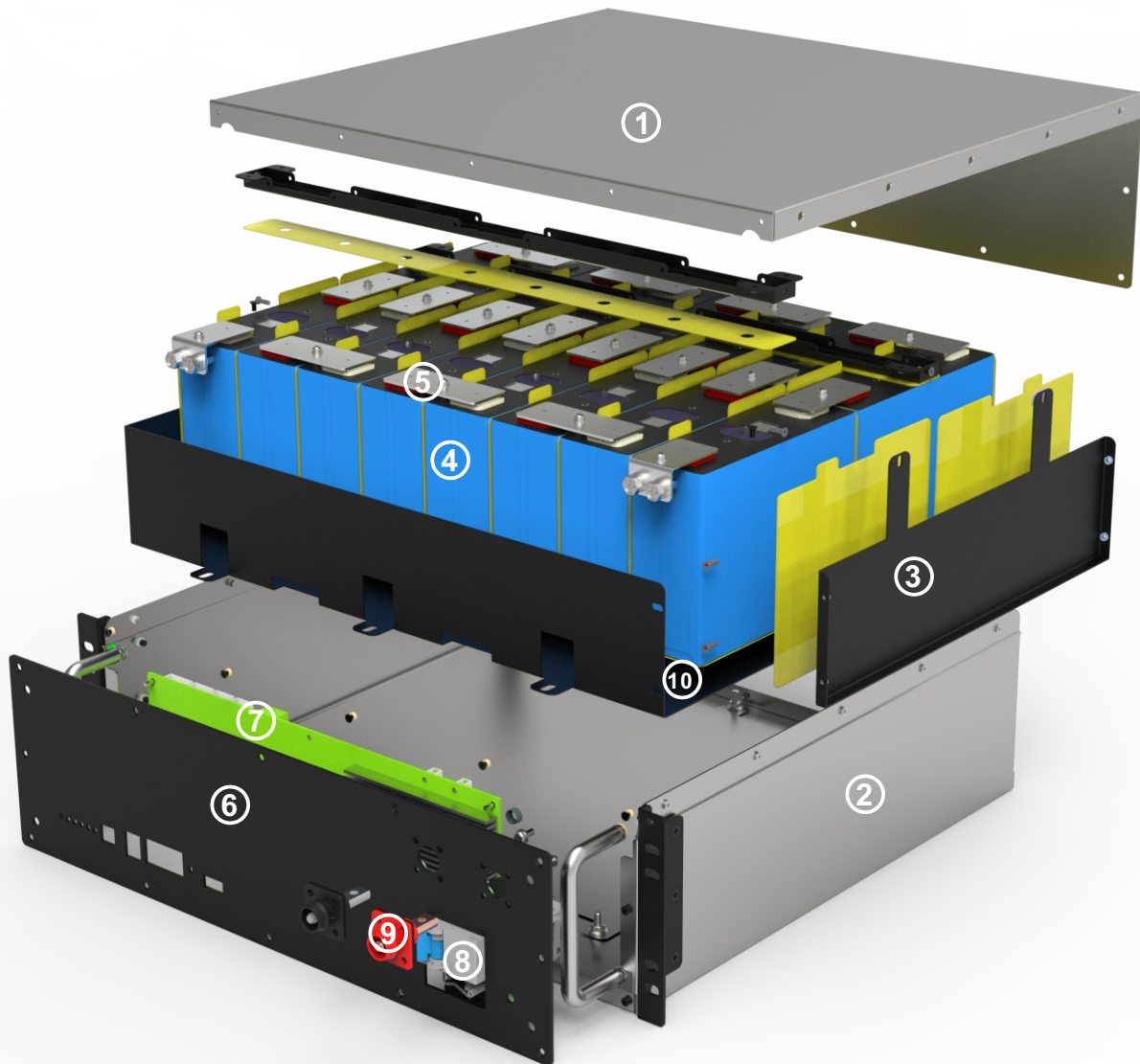
(1) Normally the Li-ion battery operation temperature range is : discharge -20~+55°C, charge 0~+55°C, If the heater is installed, it will automatic start to work once the cell temperature is below 5°C and the heater can help to increase cell temperature 4~8°C/hour.

Dimension



51.2V100Ah 3U

INTERNAL STRUCTURE



- | | | | |
|---|--|---|---|
| ① | Battery cover-Galvanized plate | ⑥ | Front panel |
| ② | Battery container-Galvanized plate | ⑦ | BMS- support 100A current |
| ③ | Module structural parts | ⑧ | Optional- MCB |
| ④ | Cells - 3.2V104Ah,
1P15S for 48V, 1P16S for 51.2V | ⑨ | Power connector
1.Quick Lock and Press-to- Release Terminal
2. Feed-Through Terminal-100A |
| ⑤ | Laser welded aluminum row | ⑩ | Optional-Heater |

51.2V100Ah 3U

Power Terminal



Quick Lock and Press-to-Release Terminal



Feed-Through Terminal-100A