



XJ3 Series Phase Failure and Phase Sequence Protection Relays

1. General

Phase failure and phase sequence protective relay (hereinafter referred to as relay) is applicable to control circuits with frequency of AC 50Hz/60Hz and rated control power supply voltage up to AC380V, for protection of phase failure, phase sequence, overvoltage and undervoltage. XJ3-G series phase failure and phase sequence protective relay("relay" in short) is mainly used in control circuit with AC frequency of 50Hz/60Hz and rated control supply voltage up to AC380V for the protection and control of fault status such as open phase, phase sequence and three-phase voltage imbalance. Standards:IEC/EN 60947-5-1.

2. Type designation

XJ 3 - □

Remodel(derived model)

G: monochrome luminotron fault indication type
(open-phase, phase sequence, three-phase voltage imbalance)

G1: monochrome luminotron fault indication type
(open-phase, phase sequence)

D: multifunction protection,multimode indication type

Design sequence No.

Phase-failure and phase-sequence protective relay

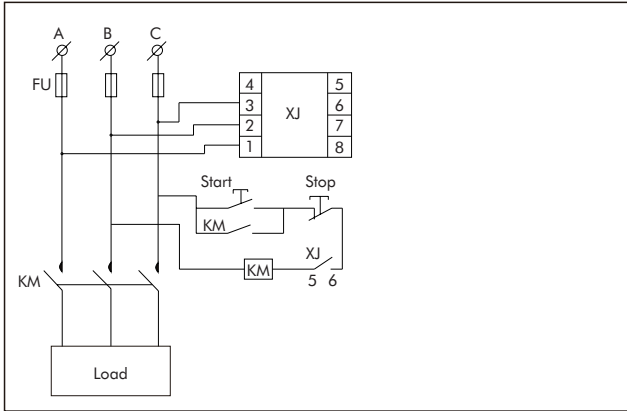
3. Technical data

Type	XJ3-G	XJ3-G1	XJ3-D
Protection function	open-phase, phase sequence, three-phase voltage imbalance, unbalance $\geq 8\%$ -13%	open-phase, phase sequence	Phase failure, phase sequence, overvoltage, undervoltage
Overvoltage protection(AC)			AC380V~AC460V adjustable, operating time:1.5s~4s adjustable
Undervoltage protection(AC)			AC300V~AC380V adjustable, operating time:2s~9s adjustable
Operating voltage	AC 380V 50Hz/60Hz, Allowable fluctuating range $\pm 10\%$		AC380 50Hz/60Hz
Contact number	1 normally open & 1 normally close		1 group changeover
Contact capacity	Ue/Ie: AC-15 240V/0.75A, 415V/0.47A;; Ith:5A		Ue/Ie: AC-15 415V/0.47A; Ith:3A
Phase-failure and phase-sequence protection	Reacting time $\leq 2s$		Reacting time $\leq 1s$
Electrical life	1×10^5		
Mechanical life	1×10^6		
Ambient temperature	-5°C ~40°C		
Installation mode	TH35-7.5(thickness 1.0 mm) rail		35mm Track installation or soleplate mounting

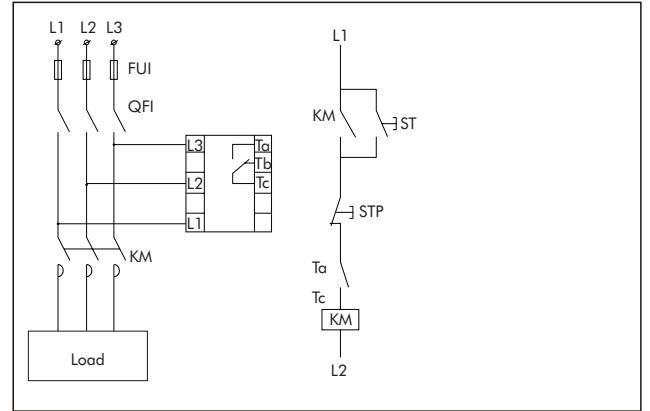
Note: In the example diagram for application circuit, protective relay can provide protection only under the condition of phase-failure occurring at terminal 1, 2, 3 and among three phase of power supply A, B, C.

4. Wiring diagram

XJ3-G series,wiring diagram

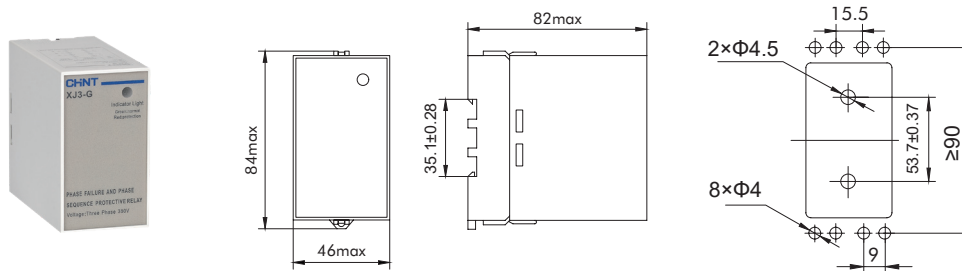


XJ3-D wiring diagram

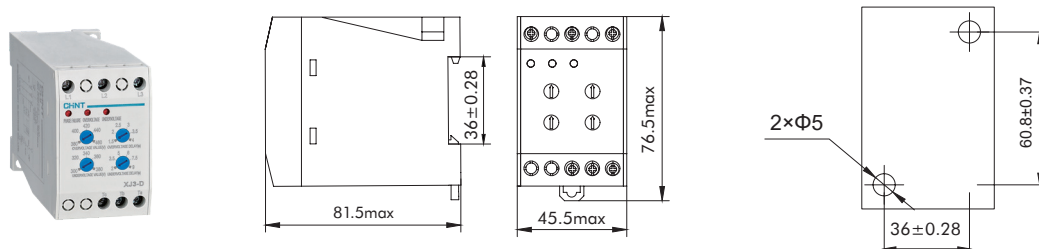


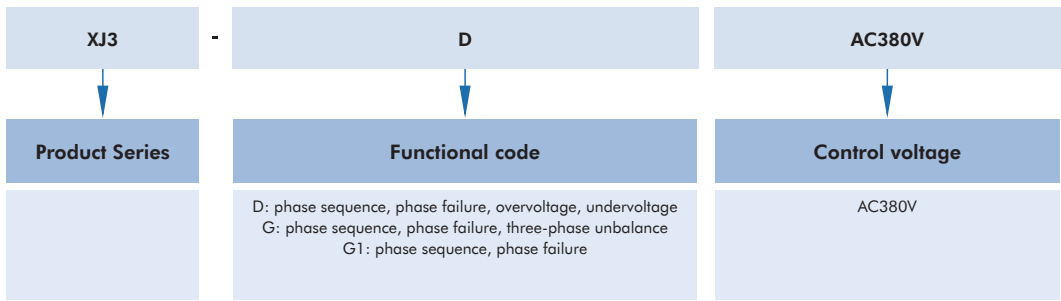
5. Overall and mounting dimensions (mm)

XJ3-G series overall and mounting dimensions



XJ3-D overall and mounting dimension





	Control voltage	Contact ability	Operating time (phase failure, phase sequence)	Contact group	Description	Code
	AC380V	240V/0.75A, I _{th} :5A	≤ 1s	1Z	XJ3-D AC380V	284003
	AC380V	240V/0.75A, I _{th} :5A	≤ 2s	1Z	XJ3-G AC380V	284004
	AC380V	240V/0.75A, I _{th} :5A	≤ 2s	1Z	XJ3-G1 AC380V	328170