



## RT28 Cylindrical Contact Caps Fuse Protector

## 1.General

RT28 Cylindrical contact caps fuse protector is applicable to the distribution equipment with AC 45Hz-62Hz, rated voltage of 500V and rated current not more than 63A for circuit overload and short-circuit protection (RT36-00 fuse protector is recommended to be used in capacitor box instead of this kind of fuse protector). Neon light and resistors constitute fusing signal device of fuse link of fuse protector pedestal (symbol "X"). RT28-32 and RT28-63 fuse link is divided into "gG" type; "gG" is ordinary fuse protector with full range of breaking capacity. This product conforms to GB/T 13539.2 and IEC 60269-2 standards; its technical indicators have reached international advanced level. "gG" fuse links can match RT28 pedestal. This product complies with GB/T 13539.2 and IEC 60269-2.

## 2.Type designation

RT 28 (N) □ - □ / □ □

Rated current of fuse links

Number of poles(monopolar is not numbered)

Signal device(symbol "X")

Rated current of fuse protector

NEW(new model and appearance)

Design sequence No.

Code of powder-filled cartridge fuse protector

### 3. Normal operating conditions and installation conditions

3.1 Ambient temperature: The ambient temperature does not exceed 40°C, of which average value measured over 24h does not exceed 35°C, and average value measured over one year is lower than this value; the lowest value of the ambient air temperature is -5°C.

3.2 Atmospheric conditions: The air is clean, with relative humidity not exceeding 50% when the maximum temperature is 40°C. Higher relative humidity is possible when the temperature is lower. For example, at 20°C, the relative humidity can attain 90%. Measures are taken against condensation on the product body due to temperature variation.

### 3.3 Class of pollution: Class III

### 3.4 Installation category: Class III

**3.5 Installation conditions:** The fuse should be installed in places free of significant shaking and shock vibration.

3.6 Altitude: See the table below for correction coefficients of operating current at different altitudes:

Altitude	≤2000m	2000m~3000m	≤3000m	Example
Current correction factor	1	0.9	0.8	Product with rated current of 10A at altitude of 2500m The rated current after derating is 0.9X10=9A

3.7 If the operating conditions of fuse are different from those in the above table, please consult with the manufacturer.

## 4. Technical data

### 4.1 Parameters of fuse protector supporter (pedestal)

Model	Rated voltage(V)	Rated current(A)	Number of poles	Size						
				A	C	D	E	F	G	K
RT28N-32	500	32	1P	81max	44	47	61max	18max	10.3±0.1	38±0.6
	500	32	2P	81max	44	47	61max	36max	10.3±0.1	38±0.6
	500	32	3P	81max	44	47	61max	54max	10.3±0.1	38±0.6
RT28N-32X	500	32	1P	81max	44	47	61max	18max	10.3±0.1	38±0.6
	500	32	2P	81max	44	47	61max	36max	10.3±0.1	38±0.6
	500	32	3P	81max	44	47	61max	54max	10.3±0.1	38±0.6
RT28-63	500	63	1P	107max	59	66	80max	27max	14.3±0.1	51 <sup>+0.6</sup> <sub>-1.0</sub>
	500	63	2P	107max	59	66	80max	54max	14.3±0.1	51 <sup>+0.6</sup> <sub>-1.0</sub>
	500	63	3P	107max	59	66	80max	81max	14.3±0.1	51 <sup>+0.6</sup> <sub>-1.0</sub>
RT28-63X	500	63	1P	107max	59	66	80max	27max	14.3±0.1	51 <sup>+0.6</sup> <sub>-1.0</sub>
	500	63	2P	107max	59	66	80max	54max	14.3±0.1	51 <sup>+0.6</sup> <sub>-1.0</sub>
	500	63	3P	107max	59	66	80max	81max	14.3±0.1	51 <sup>+0.6</sup> <sub>-1.0</sub>

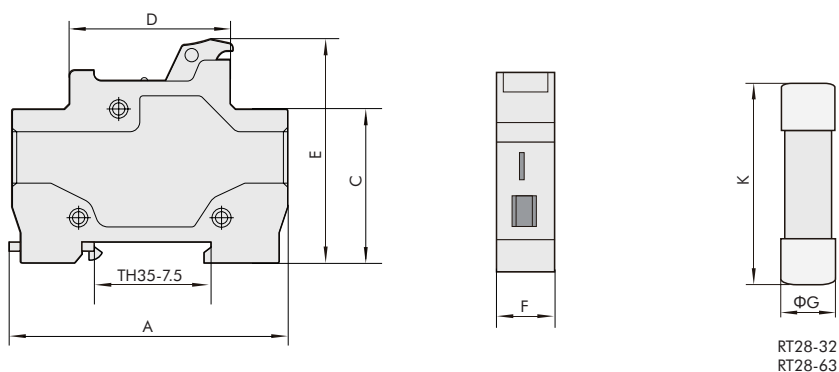
### 4.2 Parameters of fuse links

Model	Similar models at home and abroad	Size (G×K)	Rated voltage(V)	Rated current(A)	Dissipation power(W)	Breaking capacity(kA)
RT28-32	RT18-32,RT14-20, RT19-32,R015	10×38	500	2,4,6,10,16,20,25,32	≤3	100
RT28-63	RT18-63,RT14-32, RT19-63,R016	14×51	500	2,4,6,10,16,20,25,32,40,50,63	≤5	100

### 4.3 Configuration parameters of fuse protector supporter (pedestal) and fuse links

Fuse protector pedestal Model	Supporting fuse protector		
	Size(mm)	Model of fuse links	Current(A)
RT28N-32 RT28N-32X	10×38	RT28-32,R015	2,4,6,10,16,20,25,32
RT28-63 RT28-63X	14×51	RT28-63,R016	2,4,6,10,16,20,25,32,40,50,63

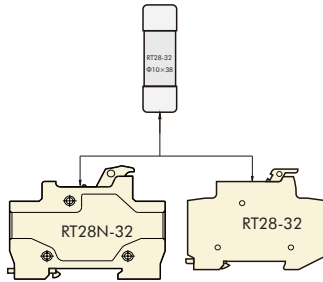
## 5. Overall and mounting dimensions



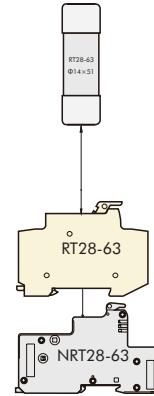
## 6. Schematic diagram

Matched schematic diagram of fuse protector supporter (pedestal) and fuse links

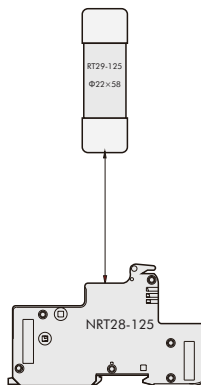
Matched schematic diagram of fuse protector supporter (pedestal) and fuse links with size of 10×38



Matched schematic diagram of fuse protector supporter (pedestal) and fuse links with size of 14×51



Matched schematic diagram of fuse protector supporter (pedestal) and fuse links with size of 22×58



## 7. Ordering information

7.1 It needs to notify the following when ordering:

7.1.1 Fuse link shall be marked with product model, rated current and quantity.

7.1.2 Pedestal shall be marked with type, specification, pedestal mark, number of pole and quantity.

7.2 Ordering example

100 RT28-32 20A fuse links can be expressed as 100 RT28-32/20A fuse links.

100 NRT28-32 pedestal of three poles can be expressed as 100 NRT28-32/ 3P pedestals.

**RT28 Fuse with Cylindrical Cap Protection Characteristic Curve**
